

**OFFENDERS IN NEW JERSEY CORRECTIONAL INSTITUTIONS
ON JANUARY 2, 2013, BY MANDATORY MINIMUM TERM**

In New Jersey, since 1979, the courts have utilized mandatory minimum sentences. This means that an offender must serve the entire minimum sentence before being eligible for parole consideration. Mandatory minimum terms are not reduced by earned credits (commutation, minimum security, or work).

OFFENDERS IN CORRECTIONAL INSTITUTIONS BY MANDATORY MINIMUM TERM

Mandatory Minimum Term	Total		Male Offenders in Other Facilities		Youth Complex		ADTC		Edna Mahan		Halfway Houses, County Jails, St. Francis	
	#	%	#	%	#	%	#	%	#	%	#	%
TOTAL OFFENDERS	16,842	100%	11,031	100%	2,808	100%	483	100%	479	100%	2,041	100%
<18 Months	855	5%	338	3%	317	11%	0	0%	10	2%	190	9%
18 Months	437	3%	238	2%	80	3%	0	0%	11	2%	108	5%
2 Years	838	5%	456	4%	133	5%	1	0%	21	4%	227	11%
3 Years	2,935	17%	1,444	13%	694	25%	10	2%	64	13%	723	35%
4 Years	1,018	6%	575	5%	179	6%	7	1%	29	6%	228	11%
5 Years	1,781	11%	999	9%	419	15%	44	9%	56	12%	263	13%
6-9 Years	3,273	19%	2,039	18%	701	25%	227	47%	102	21%	204	10%
10 Years	237	1%	181	2%	21	1%	21	4%	5	1%	9	0%
11-14 Years	1,588	9%	1,224	11%	164	6%	87	18%	56	12%	57	3%
15 Years	287	2%	227	2%	17	1%	21	4%	10	2%	12	1%
16-19 Years	953	6%	816	7%	51	2%	32	7%	41	9%	13	1%
20-24 Years	487	3%	438	4%	18	1%	12	2%	17	4%	2	0%
25-29 Years	388	2%	361	3%	9	0%	13	3%	3	1%	2	0%
30 Years	850	5%	805	7%	4	0%	3	1%	35	7%	3	0%
30+ Years	915	5%	890	8%	1	0%	5	1%	19	4%	0	0%

- Seventy-three percent (73%) of all adult offenders have mandatory minimum terms (16,842 out of 23,123).
- The median mandatory minimum term is 5 years.
- Twenty-three percent (23%) of those with mandatory minimum terms have mandatory minimum terms of 15 years or more.

Prison Complex Offenders By Mandatory Minimum Term

Institution	Total	< 18 Months	18 Months	2 Years	3 Years	4 Years	5 Years	6-9 Years	10 Years	11-14 Years	15 Years	16-19 Years	20-24 Years	25-29 Years	30 Years	30+ Years
Bayside Main	783 100%	24 3%	23 3%	43 5%	166 21%	69 9%	132 17%	201 26%	12 2%	54 7%	12 2%	19 2%	12 2%	6 1%	10 1%	0 0%
Bayside Farm	442 100%	21 5%	10 2%	30 7%	71 16%	28 6%	50 11%	86 19%	8 2%	75 17%	14 3%	24 5%	12 3%	0 0%	13 3%	0 0%
Bayside Ancora	223 100%	14 6%	11 5%	16 7%	46 21%	27 12%	34 15%	48 22%	1 0%	12 5%	2 1%	9 4%	2 1%	0 0%	1 0%	0 0%
Bayside Total	1,448 100%	59 4%	44 3%	89 6%	283 20%	124 9%	216 15%	335 23%	21 1%	141 10%	28 2%	52 4%	26 2%	6 0%	24 2%	0 0%
CRAF Jones Farm	77 100%	15 19%	7 9%	26 34%	19 25%	3 4%	7 9%	0 0%	0 0%	0 0%	0 0%	0 0%	0 0%	0 0%	0 0%	0 0%
CRAF Reception	267 100%	50 19%	18 7%	26 10%	75 28%	20 7%	30 11%	34 13%	3 1%	7 3%	1 0%	1 0%	1 0%	1 0%	0 0%	0 0%
CRAF Total	344 100%	65 19%	25 7%	52 15%	94 27%	23 7%	37 11%	34 10%	3 1%	7 2%	1 0%	1 0%	1 0%	1 0%	0 0%	0 0%
East Jersey Main	1,299 100%	3 0%	4 0%	5 0%	33 3%	15 1%	32 2%	156 12%	27 2%	254 20%	55 4%	236 18%	125 10%	74 6%	194 15%	86 7%
East Jersey Camp	91 100%	3 3%	2 2%	6 7%	8 9%	4 4%	16 18%	26 29%	4 4%	17 19%	1 1%	2 2%	2 2%	0 0%	0 0%	0 0%
East Jersey Total	1,390 100%	6 0%	6 0%	11 1%	41 3%	19 1%	48 3%	182 13%	31 2%	271 19%	56 4%	238 17%	127 9%	74 5%	194 14%	86 6%

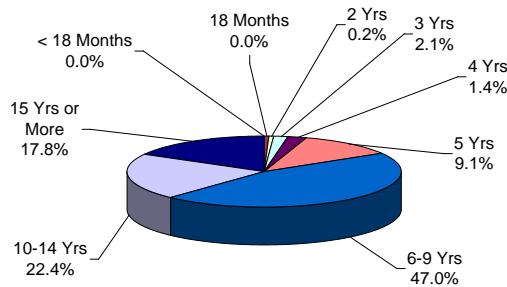
Prison Complex Offenders By Mandatory Minimum Term

Institution	Total	< 18 Months	18 Months	2 Years	3 Years	4 Years	5 Years	6-9 Years	10 Years	11-14 Years	15 Years	16-19 Years	20-24 Years	25-29 Years	30 Years	30+ Years
Midstate	298 100%	12 4%	14 5%	22 7%	102 34%	31 10%	48 16%	54 18%	3 1%	9 3%	0 0%	3 1%	0 0%	0 0%	0 0%	0 0%
NJ State Prison	1,686 100%	18 1%	9 1%	14 1%	31 2%	13 1%	21 1%	87 5%	17 1%	65 4%	27 2%	82 5%	84 5%	165 10%	319 19%	734 44%
Northern Main	1,494 100%	27 2%	25 2%	46 3%	166 11%	63 4%	121 8%	358 24%	32 2%	220 15%	32 2%	146 10%	67 4%	48 3%	117 8%	26 2%
Northern Ad Seg Male	393 100%	15 4%	7 2%	23 6%	70 18%	32 8%	58 15%	80 20%	14 4%	45 11%	8 2%	25 6%	6 2%	1 0%	7 2%	2 1%
Northern Total	1,887 100%	42 2%	32 2%	69 4%	236 13%	95 5%	179 9%	438 23%	46 2%	265 14%	40 2%	171 9%	73 4%	49 3%	124 7%	28 1%
Southern	1,339 100%	81 6%	73 5%	121 9%	376 28%	146 11%	197 15%	230 17%	6 0%	66 5%	8 1%	23 2%	5 0%	2 0%	5 0%	0 0%
South Woods	2,639 100%	55 2%	35 1%	78 3%	281 11%	124 5%	253 10%	679 26%	54 2%	400 15%	67 3%	246 9%	122 5%	64 2%	139 5%	42 2%
Subtotal Male Offenders in Other Facilities	11,031 100%	338 3%	238 2%	456 4%	1,444 13%	575 5%	999 9%	2,039 18%	181 2%	1,224 11%	227 2%	816 7%	438 4%	361 3%	805 7%	890 8%

Prison Complex Offenders By Mandatory Minimum Term

Institution	Total	< 18 Months	18 Months	2 Years	3 Years	4 Years	5 Years	6-9 Years	10 Years	11-14 Years	15 Years	16-19 Years	20-24 Years	25-29 Years	30 Years	30+ Years
ADTC	483 100%	0 0%	0 0%	1 0%	10 2%	7 1%	44 9%	227 47%	21 4%	87 18%	21 4%	32 7%	12 2%	13 3%	3 1%	5 1%
Subtotal	11,514 100%	338 3%	238 2%	457 4%	1,454 13%	582 5%	1,043 9%	2,266 20%	202 2%	1,311 11%	248 2%	848 7%	450 4%	374 3%	808 7%	895 8%
Mahan - Female Prison	479 100%	10 2%	11 2%	21 4%	64 13%	29 6%	56 12%	102 21%	5 1%	56 12%	10 2%	41 9%	17 4%	3 1%	35 7%	19 4%
Total Prison Complex	11,993 100%	348 3%	249 2%	478 4%	1,518 13%	611 5%	1,099 9%	2,368 20%	207 2%	1,367 11%	258 2%	889 7%	467 4%	377 3%	843 7%	914 8%

ADTC

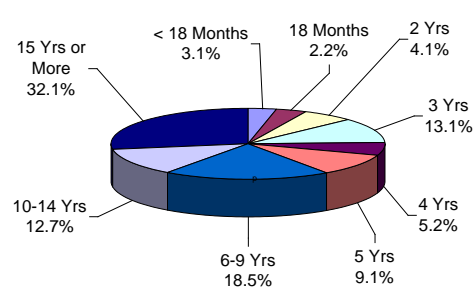


The median mandatory minimum term at ADTC is 8 years 6 months.

Seventy-nine percent (79%) of the ADTC population have mandatory minimum sentences (483 of 611).

Forty percent (40%) have mandatory minimum terms of 10 years or longer.

MALE OFFENDERS IN OTHER FACILITIES

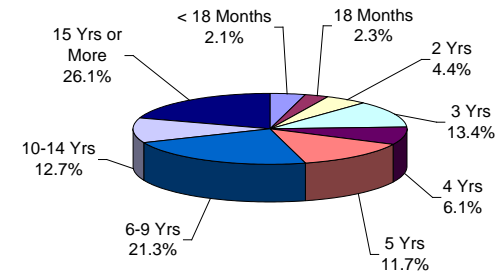


Of the 15,039 Male Offenders in Other Facilities, 73% (11,031) have mandatory minimum terms.

The median mandatory minimum term for Male Offenders in Other Facilities is 6.7 years (ADTC excluded).

Ninety-one percent (91%) of New Jersey State Prison inmates have mandatory minimum terms and 85% percent of those have minimum terms of 15 years or more.

FEMALE OFFENDERS



The median mandatory minimum term at Edna Mahan is 6 years.

At Edna Mahan, 61% of the females housed have minimum terms (479 of 783).

Forty percent (40%) of the females with mandatory minimum terms have terms of 5 years or less.

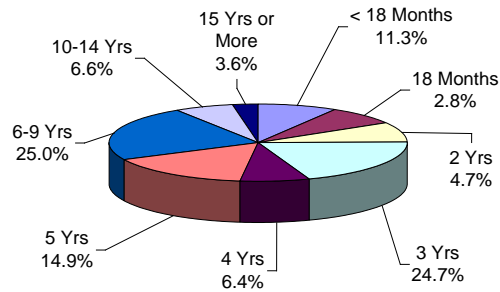
Youth Complex Offenders By Mandatory Minimum Term

Institution	Total	< 18 Months	18 Months	2 Years	3 Years	4 Years	5 Years	6-9 Years	10 Years	11-14 Years	15 Years	16-19 Years	20-24 Years	25-29 Years	30 Years	30+ Years
Garden State	1,368 100%	104 8%	29 2%	51 4%	312 23%	86 6%	215 16%	381 28%	14 1%	101 7%	12 1%	38 3%	14 1%	6 0%	4 0%	1 0%
Mountainview	677 100%	132 19%	24 4%	55 8%	194 29%	49 7%	96 14%	122 18%	0 0%	5 1%	0 0%	0 0%	0 0%	0 0%	0 0%	0 0%
Wagner Main	445 100%	35 8%	15 3%	12 3%	112 25%	25 6%	72 16%	117 26%	4 1%	39 9%	2 0%	7 2%	3 1%	2 0%	0 0%	0 0%
Wagner Ad Seg	214 100%	21 10%	6 3%	9 4%	52 24%	15 7%	28 13%	59 28%	1 0%	13 6%	2 1%	6 3%	1 0%	1 0%	0 0%	0 0%
Wagner Minimum Units	104 100%	25 24%	6 6%	6 6%	24 23%	4 4%	8 8%	22 21%	2 2%	6 6%	1 1%	0 0%	0 0%	0 0%	0 0%	0 0%
Wagner Total	763 100%	81 11%	27 4%	27 4%	188 25%	44 6%	108 14%	198 26%	7 1%	58 8%	5 1%	13 2%	4 1%	3 0%	0 0%	0 0%
Total Youth Complex	2,808 100%	317 11%	80 3%	133 5%	694 25%	179 6%	419 15%	701 25%	21 1%	164 6%	17 1%	51 2%	18 1%	9 0%	4 0%	1 0%

Offenders In Halfway Houses, County Jails, and St. Francis By Mandatory Minimum Term

Institution	Total	< 18 Months	18 Months	2 Years	3 Years	4 Years	5 Years	6-9 Years	10 Years	11-14 Years	15 Years	16-19 Years	20-24 Years	25-29 Years	30 Years	30+ Years
Central Medical Unit	7	0	0	1	2	1	0	1	0	0	0	1	0	1	0	0
	100%	0%	0%	14%	29%	14%	0%	14%	0%	0%	0%	14%	0%	14%	0%	0%
County Jail	2	0	0	0	1	0	1	0	0	0	0	0	0	0	0	0
	100%	0%	0%	0%	50%	0%	50%	0%	0%	0%	0%	0%	0%	0%	0%	0%
Halfway House	2,032	190	108	226	720	227	262	203	9	57	12	12	2	1	3	0
	100%	9%	5%	11%	35%	11%	13%	10%	0%	3%	1%	1%	0%	0%	0%	0%
Total Halfway Houses, County Jails, St. Francis	2,041	190	108	227	723	228	263	204	9	57	12	13	2	2	3	0
	100%	9%	5%	11%	35%	11%	13%	10%	0%	3%	1%	1%	0%	0%	0%	0%

YOUTH COMPLEX

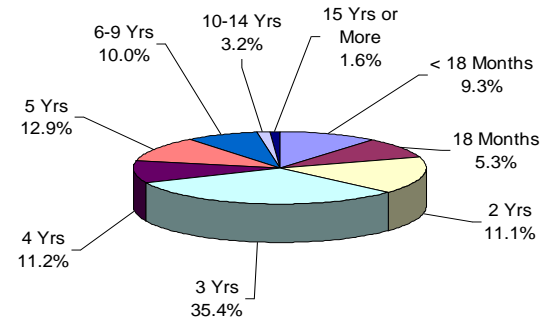


The median mandatory minimum term for youth complex offenders is 4 years.

Among youth complex offenders, 73% have mandatory minimum terms (2,808 of 3,873).

Of these, 65% have mandatory minimum terms of 5 years or less.

HALFWAY HOUSES COUNTY JAILS, ST. FRANCIS



The median mandatory minimum term for inmates in Halfway Houses, County Jails, and St. Francis is 3 years.

Seventy-two percent (72%) of the offenders in Halfway Houses, County Jails, and St. Francis have mandatory minimum terms (2,041 of 2,817).

Of these, 85% have mandatory minimum terms of 5 years or less.