

**OFFENDERS IN NEW JERSEY CORRECTIONAL INSTITUTIONS
ON JANUARY 2, 2013, BY TOTAL TERM AT ADMISSION**

Total term at admission is the total maximum term imposed for each offender at the time of commitment from the community or from parole. This includes the aggregate term for those admitted with multiple sentences. Additional sentences received following initial admission are not reflected or included in the data.

OFFENDERS IN NEW JERSEY CORRECTIONAL INSTITUTIONS BY TOTAL TERM AT ADMISSION

Total Term	Total		Male Offenders in Other Facilities		Youth Complex		ADTC		Edna Mahan		Halfway Houses, County Jails, St. Francis	
	#	%	#	%	#	%	#	%	#	%	#	%
TOTAL OFFENDERS	23,123	100%	15,039	100%	3,873	100%	611	100%	783	100%	2,817	100%
1-2 Years	999	4%	736	5%	167	4%	3	0%	38	5%	55	2%
3 Years	3,298	14%	1,722	11%	895	23%	34	6%	147	19%	500	18%
4 Years	2,074	9%	1,181	8%	428	11%	19	3%	90	11%	356	13%
5 Years	4,039	17%	2,127	14%	972	25%	56	9%	128	16%	756	27%
6 Years	1,252	5%	691	5%	267	7%	31	5%	33	4%	230	8%
7 Years	1,349	6%	764	5%	290	7%	59	10%	37	5%	199	7%
8-9 Years	1,433	6%	866	6%	252	7%	68	11%	30	4%	217	8%
10 Years	1,405	6%	901	6%	200	5%	95	16%	46	6%	163	6%
11-14 Years	1,378	6%	998	7%	161	4%	70	11%	39	5%	110	4%
15 Years	699	3%	533	4%	69	2%	37	6%	27	3%	33	1%
16-20 Years	1,261	5%	1,029	7%	82	2%	56	9%	46	6%	48	2%
21+ Years	2,316	10%	2,088	14%	42	1%	80	13%	71	9%	35	1%
Life With Parole	1,154	5%	1,128	8%	0	0%	3	0%	22	3%	1	0%
Life Without Parole	68	0%	68	0%	0	0%	0	0%	0	0%	0	0%
Not Coded	398	2%	207	1%	48	1%	0	0%	29	4%	114	4%

Among New Jersey Adult Correctional Offenders:

- The median term for adult offenders is 6 years.
- Forty-four percent (44%) are serving terms of 1-5 years.
- Seventeen percent (17%) are serving terms of 6-9 years.
- Thirty-five percent (35%) are serving terms of 10 years or more, which includes 1,154 offenders serving life and 68 serving life without parole sentences.
- Two percent (2%) were not coded.

Prison Complex Offenders By Total Term At Admission

Institution	Total	1-2 Years	3 Years	4 Years	5 Years	6 Years	7 Years	8-9 Years	10 Years	11-14 Years	15 Years	16-20 Years	20+ Years	Life With Parole	Life Without Parole	Not Coded
Bayside Main	1,162 100%	79 7%	176 15%	108 9%	227 20%	76 7%	74 6%	108 9%	98 8%	77 7%	24 2%	49 4%	42 4%	11 1%	0 0%	13 1%
Bayside Farm	684 100%	32 5%	112 16%	93 14%	107 16%	35 5%	33 5%	40 6%	42 6%	55 8%	27 4%	44 6%	45 7%	0 0%	0 0%	19 3%
Bayside Ancora	345 100%	15 4%	75 22%	40 12%	62 18%	14 4%	25 7%	30 9%	21 6%	19 6%	16 5%	17 5%	5 1%	0 0%	0 0%	6 2%
Bayside Total	2,191 100%	126 6%	363 17%	241 11%	396 18%	125 6%	132 6%	178 8%	161 7%	151 7%	67 3%	110 5%	92 4%	11 1%	0 0%	38 2%
CRAF Jones Farm	282 100%	30 11%	99 35%	67 24%	44 16%	12 4%	11 4%	3 1%	2 1%	1 0%	0 0%	0 0%	0 0%	0 0%	0 0%	13 5%
CRAF Reception	642 100%	120 19%	173 27%	70 11%	120 19%	26 4%	23 4%	22 3%	11 2%	11 2%	6 1%	3 0%	5 1%	0 0%	0 0%	52 8%
CRAF Total	924 100%	150 16%	272 29%	137 15%	164 18%	38 4%	34 4%	25 3%	13 1%	12 1%	6 1%	3 0%	5 1%	0 0%	0 0%	65 7%
East Jersey Main	1,378 100%	8 1%	14 1%	10 1%	29 2%	14 1%	17 1%	41 3%	75 5%	150 11%	89 6%	258 19%	450 33%	223 16%	0 0%	0 0%
East Jersey Camp	113 100%	2 2%	11 10%	12 11%	14 12%	4 4%	4 4%	10 9%	12 11%	14 12%	12 11%	10 9%	8 7%	0 0%	0 0%	0 0%
East Jersey Total	1,491 100%	10 1%	25 2%	22 1%	43 3%	18 1%	21 1%	51 3%	87 6%	164 11%	101 7%	268 18%	458 31%	223 15%	0 0%	0 0%

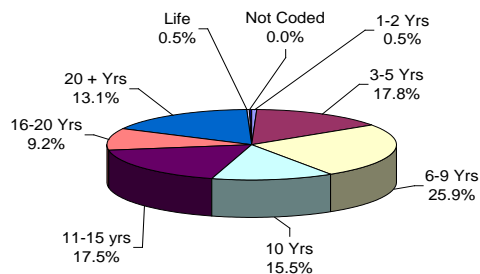
Prison Complex Offenders By Total Term At Admission

Institution	Total	1-2 Years	3 Years	4 Years	5 Years	6 Years	7 Years	8-9 Years	10 Years	11-14 Years	15 Years	16-20 Years	20+ Years	Life With Parole	Life Without Parole	Not Coded
Midstate	685 100%	83 12%	153 22%	97 14%	167 24%	48 7%	51 7%	34 5%	14 2%	12 2%	4 1%	1 0%	4 1%	0 0%	0 0%	17 2%
NJ State Prison	1,860 100%	14 1%	32 2%	32 2%	52 3%	13 1%	25 1%	29 2%	42 2%	36 2%	24 1%	64 3%	816 44%	598 32%	68 4%	15 1%
Northern Main	1,886 100%	58 3%	175 9%	101 5%	238 13%	101 5%	88 5%	111 6%	161 9%	187 10%	89 5%	176 9%	259 14%	128 7%	0 0%	14 1%
Northern Ad Seg Male	536 100%	19 4%	77 14%	52 10%	110 21%	29 5%	34 6%	34 6%	36 7%	47 9%	21 4%	37 7%	31 6%	7 1%	0 0%	2 0%
Northern Total	2,422 100%	77 3%	252 10%	153 6%	348 14%	130 5%	122 5%	145 6%	197 8%	234 10%	110 5%	213 9%	290 12%	135 6%	0 0%	16 1%
Southern	2,042 100%	148 7%	309 15%	255 12%	500 24%	160 8%	138 7%	158 8%	140 7%	89 4%	35 2%	43 2%	23 1%	12 1%	0 0%	32 2%
South Woods	3,424 100%	128 4%	316 9%	244 7%	457 13%	159 5%	241 7%	246 7%	247 7%	300 9%	186 5%	327 10%	400 12%	149 4%	0 0%	24 1%
Subtotal Male Offenders in Other Facilities	15,039 100%	736 5%	1,722 11%	1,181 8%	2,127 14%	691 5%	764 5%	866 6%	901 6%	998 7%	533 4%	1,029 7%	2,088 14%	1,128 8%	68 0%	207 1%

Prison Complex Offenders By Total Term At Admission

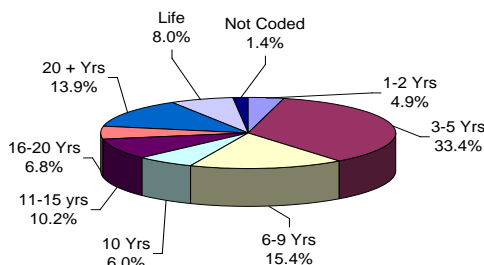
Institution	Total	1-2 Years	3 Years	4 Years	5 Years	6 Years	7 Years	8-9 Years	10 Years	11-14 Years	15 Years	16-20 Years	20+ Years	Life With Parole	Life Without Parole	Not Coded
ADTC	611 100%	3 0%	34 6%	19 3%	56 9%	31 5%	59 10%	68 11%	95 16%	70 11%	37 6%	56 9%	80 13%	3 0%	0 0%	0 0%
SUBTOTAL	15,650 100%	739 5%	1,756 11%	1,200 8%	2,183 14%	722 5%	823 5%	934 6%	996 6%	1,068 7%	570 4%	1,085 7%	2,168 14%	1,131 7%	68 0%	207 1%
Mahan - Female Prison	783 100%	38 5%	147 19%	90 11%	128 16%	33 4%	37 5%	30 4%	46 6%	39 5%	27 3%	46 6%	71 9%	22 3%	0 0%	29 4%
Total Prison Complex	16,433 100%	777 5%	1,903 12%	1,290 8%	2,311 14%	755 5%	860 5%	964 6%	1,042 6%	1,107 7%	597 4%	1,131 7%	2,239 14%	1,153 7%	68 0%	236 1%

ADTC



The median term at ADTC is 10 years.

MALE OFFENDERS IN OTHER FACILITIES

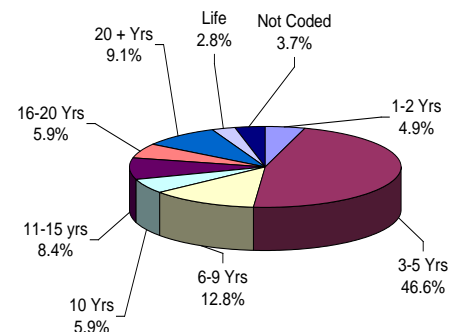


The median term for Male Offenders in Other Facilities is 7 years.

Twenty-nine percent (29%) of all Male Offenders in Other Facilities are serving sentences of 16 years or more.

Eighty-three percent (83%) of all offenders at New Jersey State Prison are serving sentences of 16 years or more, with 598 Life With Parole and 68 Life Without Parole.

FEMALE OFFENDERS



The median term at Edna Mahan is 5 years.

Fifty-one percent (51%) of the female offenders at Edna Mahan Correctional Facility for Women are serving sentences of 5 years or less.

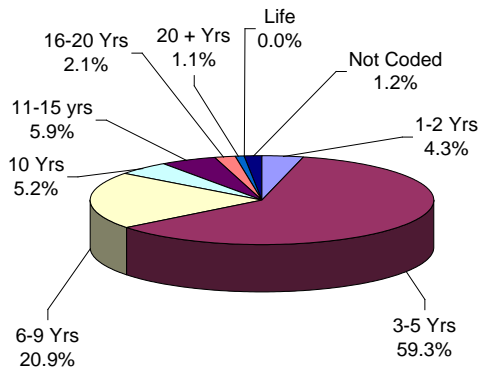
Youth Complex Offenders By Total Term At Admission

Institution	Total	1-2 Years	3 Years	4 Years	5 Years	6 Years	7 Years	8-9 Years	10 Years	11-14 Years	15 Years	16-20 Years	20+ Years	Life With Parole	Life Without Parole	Not Coded
Garden State	1,786 100%	77 4%	342 19%	166 9%	435 24%	125 7%	137 8%	144 8%	119 7%	89 5%	46 3%	60 3%	34 2%	0 0%	0 0%	12 1%
Mountainview	1,043 100%	53 5%	334 32%	142 14%	281 27%	73 7%	66 6%	37 4%	30 3%	10 1%	2 0%	0 0%	0 0%	0 0%	0 0%	15 1%
Wagner Main	594 100%	22 4%	111 19%	67 11%	151 25%	39 7%	48 8%	36 6%	34 6%	42 7%	12 2%	14 2%	5 1%	0 0%	0 0%	13 2%
Wagner Ad Seg	289 100%	8 3%	63 22%	31 11%	72 25%	22 8%	25 9%	25 9%	13 4%	10 3%	7 2%	7 2%	3 1%	0 0%	0 0%	3 1%
Wagner Minimum Units	161 100%	7 4%	45 28%	22 14%	33 20%	8 5%	14 9%	10 6%	4 2%	10 6%	2 1%	1 1%	0 0%	0 0%	0 0%	5 3%
Wagner Total	1,044 100%	37 4%	219 21%	120 11%	256 25%	69 7%	87 8%	71 7%	51 5%	62 6%	21 2%	22 2%	8 1%	0 0%	0 0%	21 2%
Total Youth Complex	3,873 100%	167 4%	895 23%	428 11%	972 25%	267 7%	290 7%	252 7%	200 5%	161 4%	69 2%	82 2%	42 1%	0 0%	0 0%	48 1%

Offenders In Halfway Houses, County Jails, and St. Francis By Total Term At Admission

Institution	Total	1-2 Years	3 Years	4 Years	5 Years	6 Years	7 Years	8-9 Years	10 Years	11-14 Years	15 Years	16-20 Years	20+ Years	Life	Capital	Not Coded
Central Medical Unit	9	0	1	1	1	0	2	0	1	0	0	0	2	1	0	0
	100%	0%	11%	11%	11%	0%	22%	0%	11%	0%	0%	0%	22%	11%	0%	0%
County Jail	109	0	1	0	2	0	0	0	1	0	0	0	0	0	0	105
	100%	0%	1%	0%	2%	0%	0%	0%	1%	0%	0%	0%	0%	0%	0%	96%
Halfway House	2,699	55	498	355	753	230	197	217	161	110	33	48	33	0	0	9
	100%	2%	18%	13%	28%	9%	7%	8%	6%	4%	1%	2%	1%	0%	0%	0%
Total Halfway Houses, County Jails, St. Francis	2,817	55	500	356	756	230	199	217	163	110	33	48	35	1	0	114
	100%	2%	18%	13%	27%	8%	7%	8%	6%	4%	1%	2%	1%	0%	0%	4%

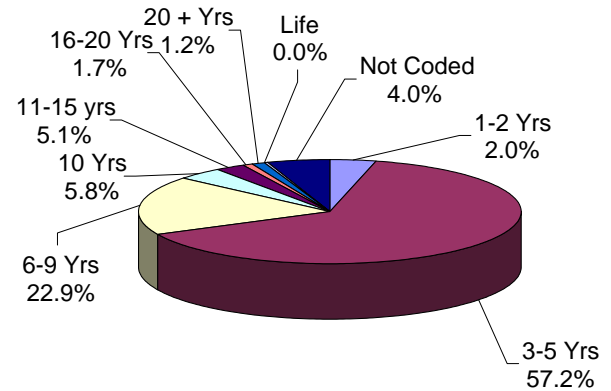
YOUTH COMPLEX



The median youth complex term is 5 years.

No youth complex offenders are currently serving life sentences.

HALFWAY HOUSES, COUNTY JAILS, ST. FRANCIS



The median term for offenders housed in Halfway Houses, County Jails, and St. Francis is 5 years.

Fifty-nine percent (59%) of offenders housed in Halfway Houses, County Jails, and St. Francis are serving terms of 5 years or less.