

**OFFENDERS IN NEW JERSEY CORRECTIONAL INSTITUTIONS  
ON JANUARY 2, 2014, BY MANDATORY MINIMUM TERM**

In New Jersey, since 1979, the courts have utilized mandatory minimum sentences. This means that an offender must serve the entire minimum sentence before being eligible for parole consideration. Mandatory minimum terms are not reduced by earned credits (commutation, minimum security, or work).

**OFFENDERS IN CORRECTIONAL INSTITUTIONS BY MANDATORY MINIMUM TERM**

Mandatory Minimum Term	Total		Male Offenders in Other Facilities		Youth Complex		ADTC		Edna Mahan		Halfway Houses, County Jails, St. Francis	
	#	%	#	%	#	%	#	%	#	%	#	%
TOTAL OFFENDERS	16,328	100%	10,495	100%	2,763	100%	463	100%	472	100%	2,135	100%
<18 Months	918	6%	351	3%	352	13%	0	0%	13	3%	202	9%
18 Months	366	2%	182	2%	82	3%	0	0%	5	1%	97	5%
2 Years	771	5%	392	4%	117	4%	2	0%	17	4%	243	11%
3 Years	2,784	17%	1,274	12%	704	25%	9	2%	72	15%	725	34%
4 Years	910	6%	509	5%	152	6%	10	2%	27	6%	212	10%
5 Years	1,751	11%	960	9%	403	15%	47	10%	57	12%	284	13%
6-9 Years	3,148	19%	1,930	18%	670	24%	202	44%	88	19%	258	12%
10 Years	205	1%	153	1%	21	1%	20	4%	4	1%	7	0%
11-14 Years	1,548	9%	1176	11%	172	6%	84	18%	52	11%	64	3%
15 Years	257	2%	200	2%	15	1%	17	4%	11	2%	14	1%
16-19 Years	993	6%	850	8%	47	2%	37	8%	43	9%	16	1%
20-24 Years	504	3%	449	4%	19	1%	12	3%	18	4%	6	0%
25-29 Years	384	2%	363	3%	3	0%	13	3%	4	1%	1	0%
30 Years	821	5%	775	7%	3	0%	4	1%	34	7%	5	0%
30+ Years	968	6%	931	9%	3	0%	6	1%	27	6%	1	0%

- Seventy-three percent (73%) of all adult offenders have mandatory minimum terms (16,328 out of 22,318).
- The median mandatory minimum term is 5 years.
- Twenty-four percent (24%) of those with mandatory minimum terms have mandatory minimum terms of 15 years or more.

### Prison Complex Offenders By Mandatory Minimum Term

Institution	Total	< 18 Months	18 Months	2 Years	3 Years	4 Years	5 Years	6-9 Years	10 Years	11-14 Years	15 Years	16-19 Years	20-24 Years	25-29 Years	30 Years	30+ Years
<b>Bayside Main</b>	774 100%	43 6%	18 2%	33 4%	151 20%	69 9%	110 14%	184 24%	14 2%	72 9%	13 2%	35 5%	11 1%	7 1%	13 2%	1 0%
<b>Bayside Farm</b>	401 100%	46 11%	17 4%	27 7%	72 18%	22 5%	40 10%	64 16%	2 0%	60 15%	9 2%	21 5%	8 2%	2 0%	11 3%	0 0%
<b>Bayside Ancora</b>	235 100%	18 8%	8 3%	15 6%	53 23%	17 7%	36 15%	53 23%	3 1%	18 8%	3 1%	7 3%	2 1%	0 0%	2 1%	0 0%
<b>Bayside Total</b>	1,410 100%	107 8%	43 3%	75 5%	276 20%	108 8%	186 13%	301 21%	19 1%	150 11%	25 2%	63 4%	21 1%	9 1%	26 2%	1 0%
<b>CRAF Jones Farm</b>	70 100%	11 16%	11 16%	25 36%	20 29%	0 0%	3 4%	0 0%	0 0%	0 0%	0 0%	0 0%	0 0%	0 0%	0 0%	0 0%
<b>CRAF Reception</b>	146 100%	9 6%	3 2%	16 11%	51 35%	21 14%	23 16%	18 12%	0 0%	4 3%	0 0%	0 0%	1 1%	0 0%	0 0%	0 0%
<b>CRAF Total</b>	216 100%	20 9%	14 6%	41 19%	71 33%	21 10%	26 12%	18 8%	0 0%	4 2%	0 0%	0 0%	1 0%	0 0%	0 0%	0 0%
<b>East Jersey</b>	1,276 100%	4 0%	0 0%	4 0%	23 2%	14 1%	34 3%	174 14%	23 2%	222 17%	48 4%	242 19%	129 10%	82 6%	191 15%	86 7%

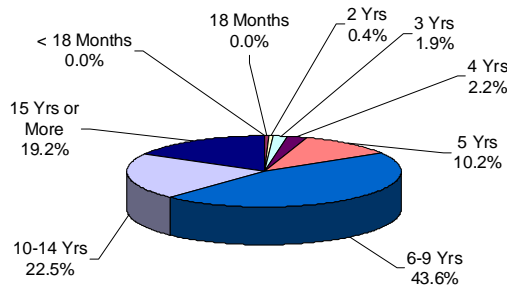
### Prison Complex Offenders By Mandatory Minimum Term

Institution	Total	< 18 Months	18 Months	2 Years	3 Years	4 Years	5 Years	6-9 Years	10 Years	11-14 Years	15 Years	16-19 Years	20-24 Years	25-29 Years	30 Years	30+ Years
<b>Midstate</b>	322 100%	24 7%	16 5%	35 11%	111 34%	36 11%	42 13%	45 14%	2 1%	11 3%	0 0%	0 0%	0 0%	0 0%	0 0%	0 0%
<b>NJ State Prison</b>	1,672 100%	11 1%	3 0%	11 1%	36 2%	9 1%	30 2%	74 4%	11 1%	71 4%	26 2%	90 5%	87 5%	148 9%	304 18%	761 46%
<b>Northern Main</b>	1,417 100%	31 2%	19 1%	30 2%	127 9%	61 4%	140 10%	335 24%	28 2%	218 15%	28 2%	143 10%	67 5%	47 3%	110 8%	33 2%
<b>Northern Ad Seg Male</b>	368 100%	13 4%	12 3%	23 6%	75 20%	22 6%	50 14%	69 19%	8 2%	38 10%	4 1%	22 6%	12 3%	9 2%	6 2%	5 1%
<b>Northern Total</b>	1,785 100%	44 2%	31 2%	53 3%	202 11%	83 5%	190 11%	404 23%	36 2%	256 14%	32 2%	165 9%	79 4%	56 3%	116 6%	38 2%
<b>Southern</b>	1,172 100%	83 7%	49 4%	110 9%	302 26%	117 10%	185 16%	220 19%	11 1%	56 5%	6 1%	22 2%	5 0%	3 0%	3 0%	0 0%
<b>South Woods</b>	2,642 100%	58 2%	26 1%	63 2%	253 10%	121 5%	267 10%	694 26%	51 2%	406 15%	63 2%	268 10%	127 5%	65 2%	135 5%	45 2%
<b>Subtotal Male Offenders in Other Facilities</b>	<b>10,495 100%</b>	<b>351 3%</b>	<b>182 2%</b>	<b>392 4%</b>	<b>1,274 12%</b>	<b>509 5%</b>	<b>960 9%</b>	<b>1,930 18%</b>	<b>153 1%</b>	<b>1,176 11%</b>	<b>200 2%</b>	<b>850 8%</b>	<b>449 4%</b>	<b>363 3%</b>	<b>775 7%</b>	<b>931 9%</b>

## Prison Complex Offenders By Mandatory Minimum Term

Institution	Total	< 18 Months	18 Months	2 Years	3 Years	4 Years	5 Years	6-9 Years	10 Years	11-14 Years	15 Years	16-19 Years	20-24 Years	25-29 Years	30 Years	30+ Years
ADTC	463 100%	0 0%	0 0%	2 0%	9 2%	10 2%	47 10%	202 44%	20 4%	84 18%	17 4%	37 8%	12 3%	13 3%	4 1%	6 1%
<b>Subtotal</b>	<b>10,958</b> <b>100%</b>	<b>351</b> <b>3%</b>	<b>182</b> <b>2%</b>	<b>394</b> <b>4%</b>	<b>1,283</b> <b>12%</b>	<b>519</b> <b>5%</b>	<b>1,007</b> <b>9%</b>	<b>2,132</b> <b>19%</b>	<b>173</b> <b>2%</b>	<b>1,260</b> <b>11%</b>	<b>217</b> <b>2%</b>	<b>887</b> <b>8%</b>	<b>461</b> <b>4%</b>	<b>376</b> <b>3%</b>	<b>779</b> <b>7%</b>	<b>937</b> <b>9%</b>
Mahan - Female Prison	472 100%	13 3%	5 1%	17 4%	72 15%	27 6%	57 12%	88 19%	4 1%	52 11%	11 2%	43 9%	18 4%	4 1%	34 7%	27 6%
<b>Total Prison Complex</b>	<b>11,430</b> <b>100%</b>	<b>364</b> <b>3%</b>	<b>187</b> <b>2%</b>	<b>411</b> <b>4%</b>	<b>1,355</b> <b>12%</b>	<b>546</b> <b>5%</b>	<b>1,064</b> <b>9%</b>	<b>2,220</b> <b>19%</b>	<b>177</b> <b>2%</b>	<b>1,312</b> <b>11%</b>	<b>228</b> <b>2%</b>	<b>930</b> <b>8%</b>	<b>479</b> <b>4%</b>	<b>380</b> <b>3%</b>	<b>813</b> <b>7%</b>	<b>964</b> <b>8%</b>

### ADTC

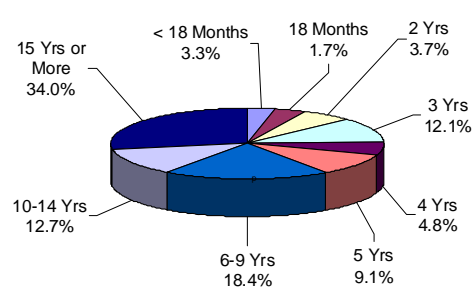


The median mandatory minimum term at ADTC is 8 years 6 months.

Eighty-two percent (82%) of the ADTC population have mandatory minimum sentences (463 of 567).

Forty-two percent (42%) have mandatory minimum terms of 10 years or longer.

### MALE OFFENDERS IN OTHER FACILITIES

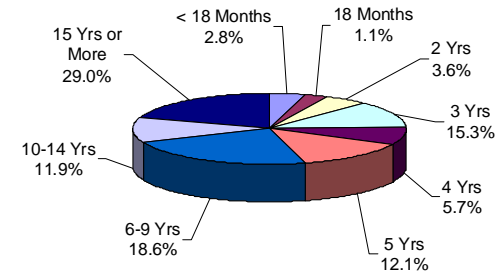


Of the 14,353 Male Offenders in Other Facilities, 73% (10,495) have mandatory minimum terms.

The median mandatory minimum term for Male Offenders in Other Facilities is 7 years (ADTC excluded).

Ninety-one percent (91%) of New Jersey State Prison inmates have mandatory minimum terms and 85% percent of those have minimum terms of 15 years or more.

### FEMALE OFFENDERS



The median mandatory minimum term at Edna Mahan is 6 years.

At Edna Mahan, 62.7% of the females housed have minimum terms (472 of 752).

Forty-one percent (41%) of the females with mandatory minimum terms have terms of 5 years or less.

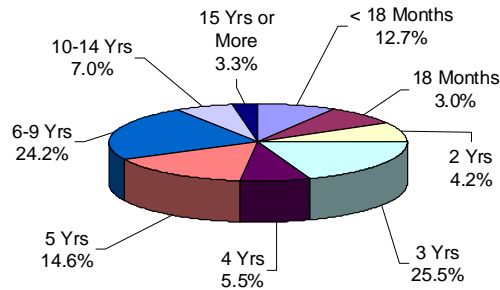
### Youth Complex Offenders By Mandatory Minimum Term

Institution	Total	< 18 Months	18 Months	2 Years	3 Years	4 Years	5 Years	6-9 Years	10 Years	11-14 Years	15 Years	16-19 Years	20-24 Years	25-29 Years	30 Years	30+ Years
Garden State	1,344 100%	115 9%	30 2%	41 3%	335 25%	79 6%	208 15%	368 27%	14 1%	88 7%	10 1%	36 3%	14 1%	2 0%	1 0%	3 0%
Mountainview	752 100%	166 22%	32 4%	53 7%	230 31%	39 5%	104 14%	123 16%	0 0%	5 1%	0 0%	0 0%	0 0%	0 0%	0 0%	0 0%
Wagner Main	404 100%	34 8%	6 1%	14 3%	82 20%	22 5%	55 14%	120 30%	4 1%	53 13%	3 1%	7 2%	3 1%	1 0%	0 0%	0 0%
Wagner Ad Seg	162 100%	16 10%	6 4%	3 2%	33 20%	9 6%	29 18%	41 25%	1 1%	14 9%	2 1%	4 2%	2 1%	0 0%	2 1%	0 0%
Wagner Minimum Units	101 100%	21 21%	8 8%	6 6%	24 24%	3 3%	7 7%	18 18%	2 2%	12 12%	0 0%	0 0%	0 0%	0 0%	0 0%	0 0%
Wagner Total	667 100%	71 11%	20 3%	23 3%	139 21%	34 5%	91 14%	179 27%	7 1%	79 12%	5 1%	11 2%	5 1%	1 0%	2 0%	0 0%
<b>Total Youth Complex</b>	<b>2,763 100%</b>	<b>352 13%</b>	<b>82 3%</b>	<b>117 4%</b>	<b>704 25%</b>	<b>152 6%</b>	<b>403 15%</b>	<b>670 24%</b>	<b>21 1%</b>	<b>172 6%</b>	<b>15 1%</b>	<b>47 2%</b>	<b>19 1%</b>	<b>3 0%</b>	<b>3 0%</b>	<b>3 0%</b>

## Offenders In Halfway Houses, County Jails, and St. Francis By Mandatory Minimum Term

Institution	Total	< 18 Months	18 Months	2 Years	3 Years	4 Years	5 Years	6-9 Years	10 Years	11-14 Years	15 Years	16-19 Years	20-24 Years	25-29 Years	30 Years	30+ Years
Central Medical Unit	5 100%	0 0%	0 0%	0 0%	1 20%	0 0%	1 20%	0 0%	0 0%	1 20%	0 0%	0 0%	0 0%	0 0%	1 20%	1 20%
County Jail	4 100%	2 50%	0 0%	0 0%	0 0%	0 0%	1 25%	1 25%	0 0%	0 0%	0 0%	0 0%	0 0%	0 0%	0 0%	0 0%
Halfway House	2,126 100%	200 9%	97 5%	243 11%	724 34%	212 10%	282 13%	257 12%	7 0%	63 3%	14 1%	16 1%	6 0%	1 0%	4 0%	0 0%
<b>Total Halfway Houses, County Jails, St. Francis</b>	<b>2,135 100%</b>	<b>202 9%</b>	<b>97 5%</b>	<b>243 11%</b>	<b>725 34%</b>	<b>212 10%</b>	<b>284 13%</b>	<b>258 12%</b>	<b>7 0%</b>	<b>64 3%</b>	<b>14 1%</b>	<b>16 1%</b>	<b>6 0%</b>	<b>1 0%</b>	<b>5 0%</b>	<b>1 0%</b>

### YOUTH COMPLEX

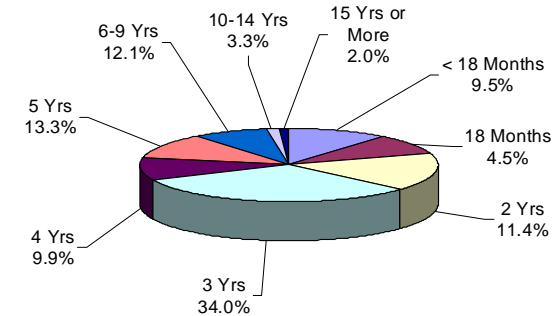


The median mandatory minimum term for youth complex offenders is 4 years.

Among youth complex offenders, 73% have mandatory minimum terms (2,763 of 3,774).

Of these, 66% have mandatory minimum terms of 5 years or less.

### HALFWAY HOUSES COUNTY JAILS, ST. FRANCIS



The median mandatory minimum term for inmates in Halfway Houses, County Jails, and St. Francis is 3 years.

Seventy-four percent (74%) of the offenders in Halfway Houses, County Jails, and St. Francis have mandatory minimum terms (2,135 of 2,872).

Of these, 83% have mandatory minimum terms of 5 years or less.