

**OFFENDERS IN NEW JERSEY CORRECTIONAL INSTITUTIONS
ON JANUARY 4, 2016, BY TOTAL TERM AT ADMISSION**

Total term at admission is the total maximum term imposed for each offender at the time of commitment from the community or from parole. This includes the aggregate term for those admitted with multiple sentences. Additional sentences received following initial admission are not reflected or included in the data.

OFFENDERS IN NEW JERSEY CORRECTIONAL INSTITUTIONS BY TOTAL TERM AT ADMISSION

Total Term	Total		Male Offenders in Other Facilities		Youth Complex		ADTC		Edna Mahan		Halfway Houses, County Jails, Reentry, St. Francis	
	#	%	#	%	#	%	#	%	#	%	#	%
TOTAL OFFENDERS	20,307	100%	13,170	100%	2,973	100%	518	100%	708	100%	2,938	100%
1-2 Years	875	4%	672	5%	107	4%	5	1%	27	4%	64	2%
3 Years	2,597	13%	1,438	11%	512	17%	18	3%	150	21%	479	16%
4 Years	1,570	8%	850	6%	288	10%	16	3%	75	11%	341	12%
5 Years	3,800	19%	1,956	15%	816	27%	59	11%	117	17%	852	29%
6 Years	988	5%	487	4%	218	7%	21	4%	37	5%	225	8%
7 Years	1,231	6%	653	5%	273	9%	50	10%	34	5%	221	8%
8-9 Years	1,236	6%	703	5%	209	7%	70	14%	26	4%	228	8%
10 Years	1,219	6%	750	6%	192	6%	76	15%	33	5%	168	6%
11-14 Years	1,146	6%	791	6%	142	5%	56	11%	34	5%	123	4%
15 Years	602	3%	451	3%	55	2%	27	5%	23	3%	46	2%
16-20 Years	1,220	6%	976	7%	78	3%	55	11%	40	6%	71	2%
21+ Years	2,248	11%	2,035	15%	40	1%	62	12%	75	11%	36	1%
Life With Parole	1,127	6%	1,097	8%	0	0%	3	1%	25	4%	2	0%
Life Without Parole	78	0%	78	1%	0	0%	0	0%	0	0%	0	0%
Not Coded	370	2%	233	2%	43	1%	0	0%	12	2%	82	3%

Among New Jersey Adult Correctional Offenders:

- The median term for adult offenders is 6 years.
- Forty-four percent (44%) are serving terms of 1-5 years.
- Seventeen percent (17%) are serving terms of 6-9 years.
- Thirty-eight percent (38%) are serving terms of 10 years or more, which includes 1,127 offenders serving life and 78 serving life without parole sentences.
- Two percent (2%) were not coded.

Prison Complex Offenders By Total Term At Admission

Institution	Total	1-2 Years	3 Years	4 Years	5 Years	6 Years	7 Years	8-9 Years	10 Years	11-14 Years	15 Years	16-20 Years	20+ Years	Life With Parole	Life Without Parole	Not Coded
Bayside Main	1,115 100%	40 4%	145 13%	90 8%	242 22%	52 5%	76 7%	77 7%	83 7%	74 7%	30 3%	81 7%	80 7%	23 2%	0 0%	22 2%
Bayside Farm	631 100%	32 5%	132 21%	79 13%	111 18%	17 3%	33 5%	40 6%	47 7%	39 6%	23 4%	37 6%	27 4%	0 0%	0 0%	14 2%
Bayside Ancora	349 100%	19 5%	67 19%	53 15%	91 26%	13 4%	13 4%	18 5%	23 7%	9 3%	11 3%	13 4%	3 1%	0 0%	0 0%	16 5%
Bayside Total	2,095 100%	91 4%	344 16%	222 11%	444 21%	82 4%	122 6%	135 6%	153 7%	122 6%	64 3%	131 6%	110 5%	23 1%	0 0%	52 2%
CRAF Jones Farm	208 100%	17 8%	81 39%	47 23%	32 15%	5 2%	8 4%	3 1%	1 0%	0 0%	0 0%	0 0%	0 0%	0 0%	0 0%	14 7%
CRAF Reception	355 100%	124 35%	60 17%	22 6%	57 16%	13 4%	15 4%	12 3%	4 1%	5 1%	0 0%	2 1%	0 0%	1 0%	0 0%	40 11%
CRAF Total	563 100%	141 25%	141 25%	69 12%	89 16%	18 3%	23 4%	15 3%	5 1%	5 1%	0 0%	2 0%	0 0%	1 0%	0 0%	54 10%
East Jersey Main	1,199 100%	3 0%	17 1%	9 1%	25 2%	3 0%	11 1%	26 2%	44 4%	100 8%	59 5%	194 16%	471 39%	235 20%	2 0%	0 0%
East Jersey Camp	30 100%	1 3%	2 7%	4 13%	1 3%	2 7%	3 10%	1 3%	5 17%	4 13%	1 3%	5 17%	1 3%	0 0%	0 0%	0 0%
East Jersey Total	1,229 100%	4 0%	19 2%	13 1%	26 2%	5 0%	14 1%	27 2%	49 4%	104 8%	60 5%	199 16%	472 38%	235 19%	2 0%	0 0%

Prison Complex Offenders By Total Term At Admission

Institution	Total	1-2 Years	3 Years	4 Years	5 Years	6 Years	7 Years	8-9 Years	10 Years	11-14 Years	15 Years	16-20 Years	20+ Years	Life With Parole	Life Without Parole	Not Coded
NJ State Prison	1,621 100%	10 1%	49 3%	25 2%	49 3%	15 1%	14 1%	30 2%	30 2%	46 3%	20 1%	57 4%	688 42%	498 31%	74 5%	16 1%
Northern Main	2,094 100%	87 4%	192 9%	119 6%	286 14%	83 4%	102 5%	114 5%	146 7%	172 8%	98 5%	204 10%	299 14%	164 8%	1 0%	27 1%
Northern Ad Seg Male	373 100%	21 6%	59 16%	29 8%	71 19%	15 4%	19 5%	27 7%	29 8%	23 6%	15 4%	21 6%	33 9%	4 1%	1 0%	6 2%
Northern Total	2,467 100%	108 4%	251 10%	148 6%	357 14%	98 4%	121 5%	141 6%	175 7%	195 8%	113 5%	225 9%	332 13%	168 7%	2 0%	33 1%
Southern	1,878 100%	153 8%	340 18%	204 11%	489 26%	128 7%	144 8%	143 8%	96 5%	57 3%	26 1%	34 2%	17 1%	6 0%	0 0%	41 2%
South Woods	3,317 100%	165 5%	294 9%	169 5%	502 15%	141 4%	215 6%	212 6%	242 7%	262 8%	168 5%	328 10%	416 13%	166 5%	0 0%	37 1%
Subtotal Male Offenders in Other Facilities	13,170 100%	672 5%	1,438 11%	850 6%	1,956 15%	487 4%	653 5%	703 5%	750 6%	791 6%	451 3%	976 7%	2,035 15%	1,097 8%	78 1%	233 2%

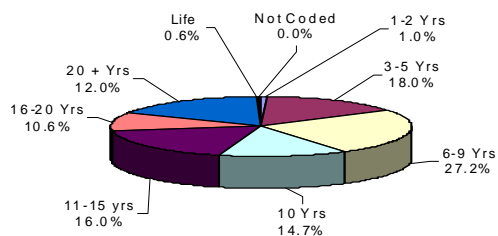
Prison Complex Offenders By Total Term At Admission

Institution	Total	1-2 Years	3 Years	4 Years	5 Years	6 Years	7 Years	8-9 Years	10 Years	11-14 Years	15 Years	16-20 Years	20+ Years	Life With Parole	Life Without Parole	Not Coded
ADTC	518 100%	5 1%	18 3%	16 3%	59 11%	21 4%	50 10%	70 14%	76 15%	56 11%	27 5%	55 11%	62 12%	3 1%	0 0%	0 0%
SUBTOTAL	13,688 100%	677 5%	1,456 11%	866 6%	2,015 15%	508 4%	703 5%	773 6%	826 6%	847 6%	478 3%	1,031 8%	2,097 15%	1,100 8%	78 1%	233 2%
Mahan - Female Prison	708 100%	27 4%	150 21%	75 11%	117 17%	37 5%	34 5%	26 4%	33 5%	34 5%	23 3%	40 6%	75 11%	25 4%	0 0%	12 2%
Total Prison Complex	14,396 100%	704 5%	1,606 11%	941 7%	2,132 15%	545 4%	737 5%	799 6%	859 6%	881 6%	501 3%	1,071 7%	2,172 15%	1,125 8%	78 1%	245 2%

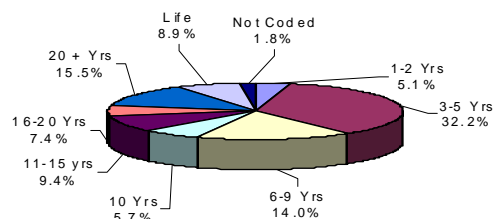
ADTC

MALE OFFENDERS IN OTHER FACILITIES

FEMALE OFFENDERS



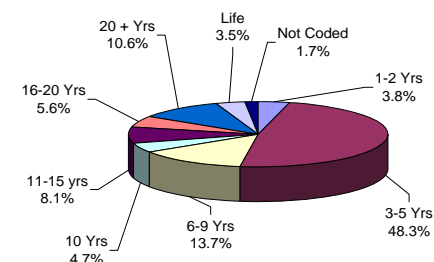
The median term at ADTC is 10 years.



The median term for Male Offenders in Other Facilities is 7 years.

Thirty-one percent (31.8%) of all Male Offenders in Other Facilities are serving sentences of 16 years or more.

Eighty-two percent (82%) of all offenders at New Jersey State Prison are serving sentences of 16 years or more, with 498 Life With Parole and 74 Life Without Parole.



The median term at Edna Mahan is 5 years.

Fifty-two percent (52.1%) of the female offenders at Edna Mahan Correctional Facility for Women are serving sentences of 5 years or less.

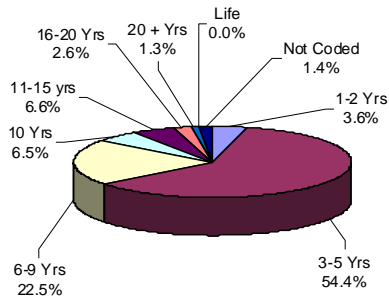
Youth Complex Offenders By Total Term At Admission

Institution	Total	1-2 Years	3 Years	4 Years	5 Years	6 Years	7 Years	8-9 Years	10 Years	11-14 Years	15 Years	16-20 Years	20+ Years	Life With Parole	Life Without Parole	Not Coded
Garden State	1,510	49	230	110	414	109	157	113	116	85	29	49	30	0	0	19
	100%	3%	15%	7%	27%	7%	10%	7%	8%	6%	2%	3%	2%	0%	0%	1%
Mountainview	804	34	191	119	241	65	55	47	23	10	0	1	0	0	0	18
	100%	4%	24%	15%	30%	8%	7%	6%	3%	1%	0%	0%	0%	0%	0%	2%
Wagner Main	300	9	30	24	72	21	31	21	29	26	14	16	4	0	0	3
	100%	3%	10%	8%	24%	7%	10%	7%	10%	9%	5%	5%	1%	0%	0%	1%
Wagner Ad Seg	249	7	37	24	68	18	22	21	17	11	4	11	6	0	0	3
	100%	3%	15%	10%	27%	7%	9%	8%	7%	4%	2%	4%	2%	0%	0%	1%
Wagner Minimum Units	110	8	24	11	21	5	8	7	7	10	8	1	0	0	0	0
	100%	7%	22%	10%	19%	5%	7%	6%	6%	9%	7%	1%	0%	0%	0%	0%
Wagner Total	659	24	91	59	161	44	61	49	53	47	26	28	10	0	0	6
	100%	4%	14%	9%	24%	7%	9%	7%	8%	7%	4%	4%	2%	0%	0%	1%
Total Youth Complex	2,973	107	512	288	816	218	273	209	192	142	55	78	40	0	0	43
	100%	4%	17%	10%	27%	7%	9%	7%	6%	5%	2%	3%	1%	0%	0%	1%

Offenders In Halfway Houses, County Jails, Reentry, and St. Francis By Total Term At Admission

Institution	Total	1-2 Years	3 Years	4 Years	5 Years	6 Years	7 Years	8-9 Years	10 Years	11-14 Years	15 Years	16-20 Years	20+ Years	Life	Capital	Not Coded
Central Medical Unit	5	0	1	0	2	0	0	0	1	0	0	0	0	1	0	0
	100%	0%	20%	0%	40%	0%	0%	0%	20%	0%	0%	0%	0%	20%	0%	0%
County Jail	91	4	8	1	4	1	2	0	0	1	0	0	0	0	0	70
	100%	4%	9%	1%	4%	1%	2%	0%	0%	1%	0%	0%	0%	0%	0%	77%
Reentry	124	2	42	17	28	9	2	6	10	1	0	2	3	1	0	1
	100%	2%	34%	14%	23%	7%	2%	5%	8%	1%	0%	2%	2%	1%	0%	1%
Halfway House	2,718	58	428	323	818	215	217	222	157	121	46	69	33	0	0	11
	100%	2%	16%	12%	30%	8%	8%	8%	6%	4%	2%	3%	1%	0%	0%	0%
Total Halfway Houses, County Jails, Reentry, St. Francis	2,938	64	479	341	852	225	221	228	168	123	46	71	36	2	0	82
	100%	2%	16%	12%	29%	8%	8%	8%	6%	4%	2%	2%	1%	0%	0%	3%

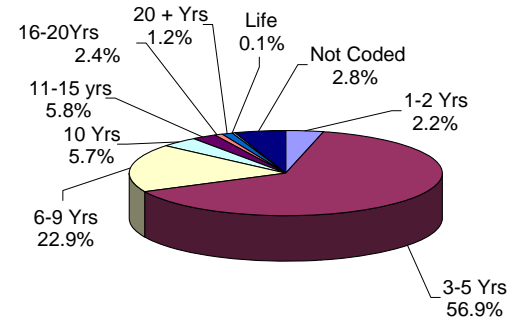
YOUTH COMPLEX



The median youth complex term is 5 years.

No youth complex offenders are currently serving life sentences.

HALFWAY HOUSES, COUNTY JAILS, REENTRY, ST. FRANCIS



The median term for offenders housed in Halfway Houses, County Jails, Reentry, and St. Francis is 5 years.

Fifty-nine percent (59.1%) of offenders housed in Halfway Houses, County Jails, Reentry, and St. Francis are serving terms of 5 years or less.