

**OFFENDERS IN NEW JERSEY CORRECTIONAL INSTITUTIONS
ON JANUARY 3, 2017, BY MANDATORY MINIMUM TERM**

In New Jersey, since 1979, the courts have utilized mandatory minimum sentences. This means that an offender must serve the entire minimum sentence before being eligible for parole consideration. Mandatory minimum terms are not reduced by earned credits (commutation, minimum security, or work).

OFFENDERS IN CORRECTIONAL INSTITUTIONS BY MANDATORY MINIMUM TERM

Mandatory Minimum Term	Total		Male Offenders in Other Facilities		Youth Complex		ADTC		Edna Mahan		Halfway Houses, County Jails, Reentry, St. Francis	
	#	%	#	%	#	%	#	%	#	%	#	%
TOTAL OFFENDERS	14,665	100%	9,523	100%	2,137	100%	412	100%	409	100%	2,184	100%
<18 Months	626	4%	219	2%	153	7%	0	0%	15	4%	239	11%
18 Months	305	2%	142	1%	43	2%	0	0%	3	1%	117	5%
2 Years	566	4%	313	3%	56	3%	1	0%	12	3%	184	8%
3 Years	1,585	11%	754	8%	248	12%	5	1%	38	9%	540	25%
4 Years	1,608	11%	796	8%	382	18%	7	2%	23	6%	400	18%
5 Years	1,659	11%	910	10%	375	18%	41	10%	42	10%	291	13%
6-9 Years	2,819	19%	1,653	17%	631	30%	179	43%	86	21%	270	12%
10 Years	183	1%	131	1%	21	1%	13	3%	5	1%	13	1%
11-14 Years	1,357	9%	1018	11%	139	7%	74	18%	53	13%	73	3%
15 Years	227	2%	170	2%	17	1%	22	5%	6	1%	12	1%
16-19 Years	980	7%	828	9%	43	2%	35	8%	43	11%	31	1%
20-24 Years	530	4%	467	5%	26	1%	12	3%	20	5%	5	0%
25-29 Years	374	3%	353	4%	2	0%	15	4%	4	1%	0	0%
30 Years	770	5%	728	8%	0	0%	4	1%	30	7%	8	0%
30+ Years	1,076	7%	1041	11%	1	0%	4	1%	29	7%	1	0%

- Seventy-four percent (74.7%) of all adult offenders have mandatory minimum terms (14,665 out of 19,619).
- The median mandatory minimum term is 5.5 years.
- Twenty-eight percent (28%) of those with mandatory minimum terms have mandatory minimum terms of 15 years or more.

Prison Complex Offenders By Mandatory Minimum Term

Institution	Total	< 18 Months	18 Months	2 Years	3 Years	4 Years	5 Years	6-9 Years	10 Years	11-14 Years	15 Years	16-19 Years	20-24 Years	25-29 Years	30 Years	30+ Years
Bayside Main	816 100%	29 4%	16 2%	38 5%	96 12%	114 14%	115 14%	174 21%	16 2%	92 11%	12 1%	61 7%	22 3%	9 1%	19 2%	3 0%
Bayside Farm	322 100%	19 6%	13 4%	28 9%	44 14%	27 8%	25 8%	67 21%	8 2%	48 15%	6 2%	22 7%	5 2%	0 0%	10 3%	0 0%
Bayside Ancora	158 100%	7 4%	8 5%	19 12%	40 25%	17 11%	18 11%	31 20%	1 1%	11 7%	0 0%	4 3%	1 1%	0 0%	1 1%	0 0%
Bayside Total	1,296 100%	55 4%	37 3%	85 7%	180 14%	158 12%	158 12%	272 21%	25 2%	151 12%	18 1%	87 7%	28 2%	9 1%	30 2%	3 0%
CRAF Jones Farm	38 100%	8 21%	4 11%	15 39%	6 16%	0 0%	3 8%	2 5%	0 0%	0 0%	0 0%	0 0%	0 0%	0 0%	0 0%	0 0%
CRAF Reception	201 100%	24 12%	6 3%	24 12%	34 17%	29 14%	37 18%	34 17%	1 0%	6 3%	1 0%	4 2%	1 0%	0 0%	0 0%	0 0%
CRAF Total	239 100%	32 13%	10 4%	39 16%	40 17%	29 12%	40 17%	36 15%	1 0%	6 3%	1 0%	4 2%	1 0%	0 0%	0 0%	0 0%
East Jersey Main	1,120 100%	3 0%	1 0%	3 0%	7 1%	10 1%	16 1%	59 5%	15 1%	128 11%	34 3%	196 18%	150 13%	130 12%	241 22%	127 11%
East Jersey Camp	29 100%	0 0%	0 0%	0 0%	0 0%	1 3%	2 7%	12 41%	1 3%	8 28%	0 0%	5 17%	0 0%	0 0%	0 0%	0 0%
East Jersey Total	1,149 100%	3 0%	1 0%	3 0%	7 1%	11 1%	18 2%	71 6%	16 1%	136 12%	34 3%	201 17%	150 13%	130 11%	241 21%	127 11%

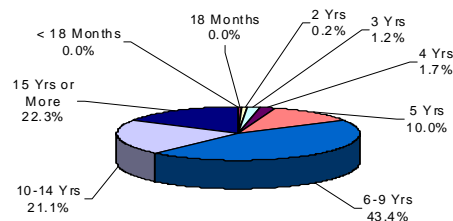
Prison Complex Offenders By Mandatory Minimum Term

Institution	Total	< 18 Months	18 Months	2 Years	3 Years	4 Years	5 Years	6-9 Years	10 Years	11-14 Years	15 Years	16-19 Years	20-24 Years	25-29 Years	30 Years	30+ Years
NJ State Prison	1,406 100%	6 0%	6 0%	5 0%	22 2%	18 1%	30 2%	81 6%	8 1%	56 4%	15 1%	75 5%	31 2%	81 6%	185 13%	787 56%
Northern Main	1,577 100%	22 1%	17 1%	43 3%	129 8%	134 8%	140 9%	319 20%	24 2%	236 15%	31 2%	159 10%	84 5%	58 4%	128 8%	53 3%
Northern Ad Seg Male	240 100%	7 3%	5 2%	18 8%	33 14%	31 13%	30 13%	59 25%	5 2%	18 8%	0 0%	13 5%	8 3%	5 2%	8 3%	0 0%
Northern Total	1,817 100%	29 2%	22 1%	61 3%	162 9%	165 9%	170 9%	378 21%	29 2%	254 14%	31 2%	172 9%	92 5%	63 3%	136 7%	53 3%
Southern	995 100%	50 5%	39 4%	64 6%	187 19%	197 20%	178 18%	179 18%	5 1%	44 4%	10 1%	25 3%	10 1%	1 0%	6 1%	0 0%
South Woods	2,621 100%	44 2%	27 1%	56 2%	156 6%	218 8%	316 12%	636 24%	47 2%	371 14%	61 2%	264 10%	155 6%	69 3%	130 5%	71 3%
Subtotal Male Offenders in Other Facilities	9,523 100%	219 2%	142 1%	313 3%	754 8%	796 8%	910 10%	1,653 17%	131 1%	1,018 11%	170 2%	828 9%	467 5%	353 4%	728 8%	1,041 11%

Prison Complex Offenders By Mandatory Minimum Term

Institution	Total	< 18 Months	18 Months	2 Years	3 Years	4 Years	5 Years	6-9 Years	10 Years	11-14 Years	15 Years	16-19 Years	20-24 Years	25-29 Years	30 Years	30+ Years
ADTC	412 100%	0 0%	0 0%	1 0%	5 1%	7 2%	41 10%	179 43%	13 3%	74 18%	22 5%	35 8%	12 3%	15 4%	4 1%	4 1%
Subtotal	9,935 100%	219 2%	142 1%	314 3%	759 8%	803 8%	951 10%	1,832 18%	144 1%	1,092 11%	192 2%	863 9%	479 5%	368 4%	732 7%	1,045 11%
Mahan - Female Prison	409 100%	15 4%	3 1%	12 3%	38 9%	23 6%	42 10%	86 21%	5 1%	53 13%	6 1%	43 11%	20 5%	4 1%	30 7%	29 7%
Total Prison Complex	10,344 100%	234 2%	145 1%	326 3%	797 8%	826 8%	993 10%	1,918 19%	149 1%	1,145 11%	198 2%	906 9%	499 5%	372 4%	762 7%	1,074 10%

ADTC

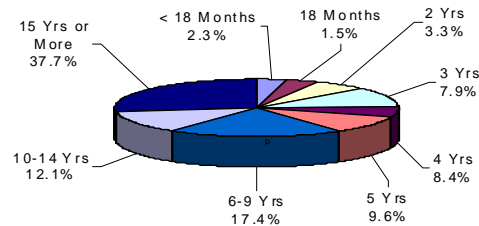


The median mandatory minimum term at ADTC is 8 years 4 months.

Eighty-three percent (83.9%) of the ADTC population have mandatory minimum sentences (412 of 491).

Forty-three percent (43.4%) have mandatory minimum terms of 10 years or longer.

MALE OFFENDERS IN OTHER FACILITIES

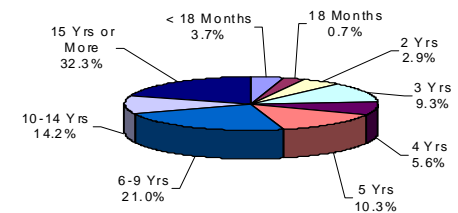


Of the 12,835 Male Offenders in Other Facilities, 74.1% (9,523) have mandatory minimum terms.

The median mandatory minimum term for Male Offenders in Other Facilities is 8.4 years (ADTC excluded).

Eighty-eight percent (88.5%) of New Jersey State Prison inmates have mandatory minimum terms and 83% percent of those have minimum terms of 15 years or more.

FEMALE OFFENDERS



The median mandatory minimum term at Edna Mahan is 7.6 years.

At Edna Mahan, 63.3% of the females housed have minimum terms (409 of 646).

Thirty-two percent (32.5%) of the females with mandatory minimum terms have terms of 5 years or less.

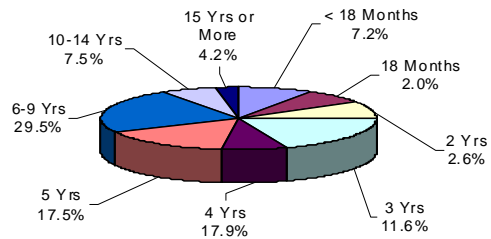
Youth Complex Offenders By Mandatory Minimum Term

Institution	Total	< 18 Months	18 Months	2 Years	3 Years	4 Years	5 Years	6-9 Years	10 Years	11-14 Years	15 Years	16-19 Years	20-24 Years	25-29 Years	30 Years	30+ Years
Garden State	1,149	60	17	24	110	201	205	358	18	95	11	28	20	1	0	1
	100%	5%	1%	2%	10%	17%	18%	31%	2%	8%	1%	2%	2%	0%	0%	0%
Mountainview	478	53	16	17	80	107	87	113	1	3	1	0	0	0	0	0
	100%	11%	3%	4%	17%	22%	18%	24%	0%	1%	0%	0%	0%	0%	0%	0%
Wagner Main	252	17	3	3	25	30	40	96	1	22	3	9	2	1	0	0
	100%	7%	1%	1%	10%	12%	16%	38%	0%	9%	1%	4%	1%	0%	0%	0%
Wagner Ad Seg	197	15	4	7	26	37	36	47	0	13	2	6	4	0	0	0
	100%	8%	2%	4%	13%	19%	18%	24%	0%	7%	1%	3%	2%	0%	0%	0%
Wagner Minimum Units	61	8	3	5	7	7	7	17	1	6	0	0	0	0	0	0
	100%	13%	5%	8%	11%	11%	11%	28%	2%	10%	0%	0%	0%	0%	0%	0%
Wagner Total	510	40	10	15	58	74	83	160	2	41	5	15	6	1	0	0
	100%	8%	2%	3%	11%	15%	16%	31%	0%	8%	1%	3%	1%	0%	0%	0%
Total Youth Complex	2,137	153	43	56	248	382	375	631	21	139	17	43	26	2	0	1
	100%	7%	2%	3%	12%	18%	18%	30%	1%	7%	1%	2%	1%	0%	0%	0%

Offenders In Halfway Houses, County Jails, Reentry, and St. Francis By Mandatory Minimum Term

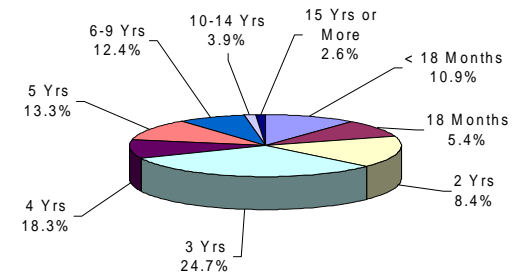
Institution	Total	< 18 Months	18 Months	2 Years	3 Years	4 Years	5 Years	6-9 Years	10 Years	11-14 Years	15 Years	16-19 Years	20-24 Years	25-29 Years	30 Years	30+ Years
Central Medical Unit	3 100%	0 0%	1 33%	0 0%	1 33%	0 0%	0 0%	0 0%	0 0%	0 0%	0 0%	0 0%	0 0%	0 0%	1 33%	0 0%
County Jail	10 100%	0 0%	2 20%	3 30%	1 10%	2 20%	1 10%	1 10%	0 0%	0 0%	0 0%	0 0%	0 0%	0 0%	0 0%	0 0%
Reentry	103 100%	2 2%	2 2%	2 2%	29 28%	22 21%	14 14%	23 22%	1 1%	6 6%	1 1%	1 1%	0 0%	0 0%	0 0%	0 0%
Halfway House	2,068 100%	237 11%	112 5%	179 9%	509 25%	376 18%	276 13%	246 12%	12 1%	67 3%	11 1%	30 1%	5 0%	0 0%	7 0%	1 0%
Total Halfway Houses, County Jails, Reentry, St. Francis	2,184 100%	239 11%	117 5%	184 8%	540 25%	400 18%	291 13%	270 12%	13 1%	73 3%	12 1%	31 1%	5 0%	0 0%	8 0%	1 0%

YOUTH COMPLEX



The median mandatory minimum term for youth complex offenders is 4.2 years. Among youth complex offenders, 77.8% have mandatory minimum terms (2,137 of 2,745). Of these, 58.8% have mandatory minimum terms of 5 years or less.

HALFWAY HOUSES COUNTY JAILS, REENTRY, ST. FRANCIS



The median mandatory minimum term for inmates in Halfway Houses, County Jails, Reentry, and St. Francis is 3.3 years. Seventy-five percent (75.2%) of the offenders in Halfway Houses, County Jails, Reentry, and St. Francis have mandatory minimum terms (2,184 of 2,902). Of these, 81% have mandatory minimum terms of 5 years or less.