

**OFFENDERS IN NEW JERSEY CORRECTIONAL INSTITUTIONS  
ON JANUARY 1, 2021, BY MANDATORY MINIMUM TERM**

In New Jersey, since 1979, the courts have utilized mandatory minimum sentences. This means that an offender must serve the entire minimum sentence before being eligible for parole consideration. Mandatory minimum terms are not reduced by earned credits (commutation, minimum security, or work).

**OFFENDERS IN CORRECTIONAL INSTITUTIONS BY MANDATORY MINIMUM TERM**

Mandatory Minimum Term	Total		Male Offenders in Other Facilities		Youth Complex		ADTC		Edna Mahan		Halfway Houses, County Jails, EMHCF, St. Francis	
	#	%	#	%	#	%	#	%	#	%	#	%
TOTAL OFFENDERS	10,587	100%	7,942	100%	1,170	100%	352	100%	337	100%	786	100%
<18 Months	348	3%	150	2%	95	8%	0	0%	8	2%	95	12%
18 Months	79	1%	46	1%	10	1%	0	0%	1	0%	22	3%
2 Years	213	2%	135	2%	17	1%	4	1%	5	1%	52	7%
3 Years	510	5%	299	4%	56	5%	8	2%	15	4%	132	17%
4 Years	1,221	12%	752	9%	224	19%	3	1%	20	6%	222	28%
5 Years	1,052	10%	671	8%	193	16%	27	8%	47	14%	114	15%
6-9 Years	2,129	20%	1,447	18%	379	32%	130	37%	79	23%	94	12%
10 Years	147	1%	111	1%	14	1%	7	2%	7	2%	8	1%
11-14 Years	1,085	10%	846	11%	113	10%	67	19%	41	12%	18	2%
15 Years	182	2%	142	2%	9	1%	26	7%	4	1%	1	0%
16-19 Years	848	8%	740	9%	29	2%	41	12%	29	9%	9	1%
20-24 Years	539	5%	473	6%	24	2%	20	6%	19	6%	3	0%
25-29 Years	369	3%	339	4%	3	0%	13	4%	7	2%	7	1%
30 Years	682	6%	649	8%	1	0%	2	1%	25	7%	5	1%
30+ Years	1,183	11%	1,142	14%	3	0%	4	1%	30	9%	4	1%

- Eighty-two percent (82.6%) of all adult offenders have mandatory minimum terms (10,587 out of 12,808).
- The median mandatory minimum term is 7.6 years.
- Thirty-five percent (35%) of those with mandatory minimum terms have mandatory minimum terms of 15 years or more.

### Prison Complex Offenders By Mandatory Minimum Term

Institution	Total	< 18 Months	18 Months	2 Years	3 Years	4 Years	5 Years	6-9 Years	10 Years	11-14 Years	15 Years	16-19 Years	20-24 Years	25-29 Years	30 Years	30+ Years
<b>Bayside Main</b>	543 100%	9 2%	5 1%	11 2%	21 4%	73 13%	74 14%	157 29%	8 1%	73 13%	8 1%	45 8%	17 3%	11 2%	25 5%	6 1%
<b>Bayside Farm</b>	206 100%	10 5%	1 0%	9 4%	13 6%	30 15%	34 17%	45 22%	4 2%	30 15%	6 3%	16 8%	5 2%	1 0%	2 1%	0 0%
<b>Bayside Total</b>	749 100%	19 3%	6 1%	20 3%	34 5%	103 14%	108 14%	202 27%	12 2%	103 14%	14 2%	61 8%	22 3%	12 2%	27 4%	6 1%
<b>CRAF Jones Farm</b>	28 100%	6 21%	4 14%	3 11%	9 32%	3 11%	2 7%	1 4%	0 0%	0 0%	0 0%	0 0%	0 0%	0 0%	0 0%	0 0%
<b>CRAF Reception</b>	136 100%	18 13%	4 3%	9 7%	15 11%	38 28%	21 15%	20 15%	2 1%	4 3%	0 0%	3 2%	2 1%	0 0%	0 0%	0 0%
<b>CRAF Total</b>	164 100%	24 15%	8 5%	12 7%	24 15%	41 25%	23 14%	21 13%	2 1%	4 2%	0 0%	3 2%	2 1%	0 0%	0 0%	0 0%
<b>East Jersey Main</b>	1,075 100%	1 0%	0 0%	0 0%	4 0%	3 0%	5 0%	43 4%	7 1%	102 9%	27 3%	166 15%	141 13%	133 12%	256 24%	187 17%
<b>East Jersey Camp</b>	42 100%	0 0%	0 0%	1 2%	1 2%	1 2%	2 5%	15 36%	2 5%	10 24%	2 5%	3 7%	3 7%	1 2%	0 0%	1 2%
<b>East Jersey Total</b>	1,117 100%	1 0%	0 0%	1 0%	5 0%	4 0%	7 1%	58 5%	9 1%	112 10%	29 3%	169 15%	144 13%	134 12%	256 23%	188 17%

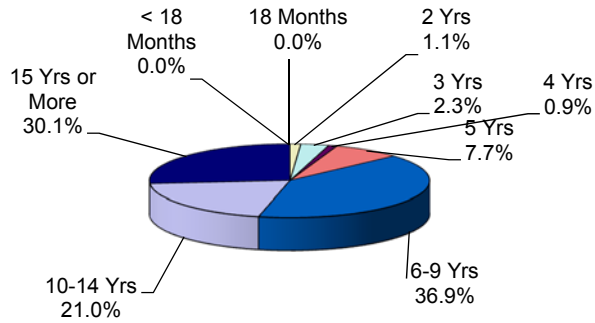
### Prison Complex Offenders By Mandatory Minimum Term

Institution	Total	< 18 Months	18 Months	2 Years	3 Years	4 Years	5 Years	6-9 Years	10 Years	11-14 Years	15 Years	16-19 Years	20-24 Years	25-29 Years	30 Years	30+ Years
<b>Midstate</b>	377 100%	4 1%	1 0%	9 2%	23 6%	71 19%	74 20%	119 32%	6 2%	30 8%	3 1%	18 5%	8 2%	2 1%	6 2%	3 1%
<b>NJ State Prison</b>	1,173 100%	4 0%	0 0%	3 0%	5 0%	19 2%	17 1%	47 4%	7 1%	33 3%	9 1%	56 5%	31 3%	51 4%	108 9%	783 67%
<b>Northern Main</b>	1,467 100%	17 1%	4 0%	22 1%	48 3%	147 10%	106 7%	291 20%	31 2%	211 14%	35 2%	175 12%	106 7%	64 4%	127 9%	83 6%
<b>Northern Ad Seg Male</b>	48 100%	5 10%	1 2%	2 4%	5 10%	11 23%	8 17%	11 23%	0 0%	1 2%	0 0%	2 4%	2 4%	0 0%	0 0%	0 0%
<b>Northern Total</b>	1,515 100%	22 1%	5 0%	24 2%	53 3%	158 10%	114 8%	302 20%	31 2%	212 14%	35 2%	177 12%	108 7%	64 4%	127 8%	83 5%
<b>Southern</b>	717 100%	45 6%	17 2%	41 6%	97 14%	188 26%	124 17%	148 21%	6 1%	20 3%	5 1%	13 2%	7 1%	3 0%	3 0%	0 0%
<b>South Woods</b>	2,130 100%	31 1%	9 0%	25 1%	58 3%	168 8%	204 10%	550 26%	38 2%	332 16%	47 2%	243 11%	151 7%	73 3%	122 6%	79 4%
<b>Subtotal Male Offenders in Other Facilities</b>	<b>7,942 100%</b>	<b>150 2%</b>	<b>46 1%</b>	<b>135 2%</b>	<b>299 4%</b>	<b>752 9%</b>	<b>671 8%</b>	<b>1,447 18%</b>	<b>111 1%</b>	<b>846 11%</b>	<b>142 2%</b>	<b>740 9%</b>	<b>473 6%</b>	<b>339 4%</b>	<b>649 8%</b>	<b>1,142 14%</b>

## Prison Complex Offenders By Mandatory Minimum Term

Institution	Total	< 18 Months	18 Months	2 Years	3 Years	4 Years	5 Years	6-9 Years	10 Years	11-14 Years	15 Years	16-19 Years	20-24 Years	25-29 Years	30 Years	30+ Years
ADTC	352 100%	0 0%	0 0%	4 1%	8 2%	3 1%	27 8%	130 37%	7 2%	67 19%	26 7%	41 12%	20 6%	13 4%	2 1%	4 1%
<b>Subtotal</b>	<b>8,294</b> <b>100%</b>	<b>150</b> <b>2%</b>	<b>46</b> <b>1%</b>	<b>139</b> <b>2%</b>	<b>307</b> <b>4%</b>	<b>755</b> <b>9%</b>	<b>698</b> <b>8%</b>	<b>1,577</b> <b>19%</b>	<b>118</b> <b>1%</b>	<b>913</b> <b>11%</b>	<b>168</b> <b>2%</b>	<b>781</b> <b>9%</b>	<b>493</b> <b>6%</b>	<b>352</b> <b>4%</b>	<b>651</b> <b>8%</b>	<b>1,146</b> <b>14%</b>
Mahan - Female Prison	337 100%	8 2%	1 0%	5 1%	15 4%	20 6%	47 14%	79 23%	7 2%	41 12%	4 1%	29 9%	19 6%	7 2%	25 7%	30 9%
<b>Total Prison Complex</b>	<b>8,631</b> <b>100%</b>	<b>158</b> <b>2%</b>	<b>47</b> <b>1%</b>	<b>144</b> <b>2%</b>	<b>322</b> <b>4%</b>	<b>775</b> <b>9%</b>	<b>745</b> <b>9%</b>	<b>1,656</b> <b>19%</b>	<b>125</b> <b>1%</b>	<b>954</b> <b>11%</b>	<b>172</b> <b>2%</b>	<b>810</b> <b>9%</b>	<b>512</b> <b>6%</b>	<b>359</b> <b>4%</b>	<b>676</b> <b>8%</b>	<b>1,176</b> <b>14%</b>

**ADTC**

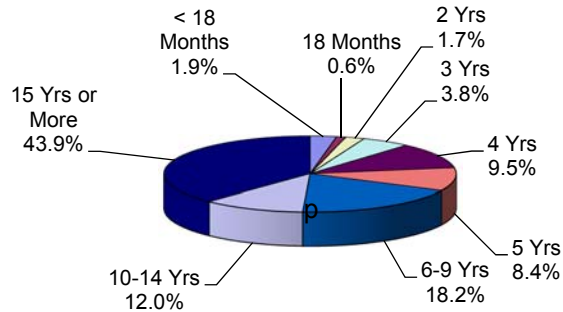


The median mandatory minimum term at ADTC is 9 years 6 months.

Eighty-six percent (86.6%) of the ADTC population have mandatory minimum sentences (352 of 406).

Fifty-one percent (51.1%) have mandatory minimum terms of 10 years or longer.

**MALE OFFENDERS IN OTHER FACILITIES**

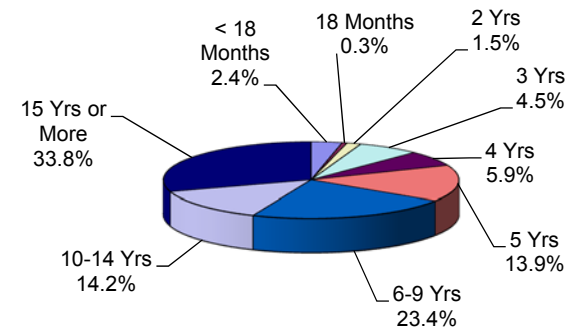


Of the 9,358 Male Offenders in Other Facilities, 84.8% (7,942) have mandatory minimum terms.

The median mandatory minimum term for Male Offenders in Other Facilities is 9.3 years (ADTC excluded).

Ninety percent (90.8%) of New Jersey State Prison inmates have mandatory minimum terms, and 89% percent of those have minimum terms of 15 years or more.

**FEMALE OFFENDERS**



The median mandatory minimum term at Edna Mahan is 8.5 years.

At Edna Mahan, 83% of the females housed have minimum terms (337 of 404).

Twenty-eight percent (28.5%) of the females with mandatory minimum terms have terms of 5 years or less.

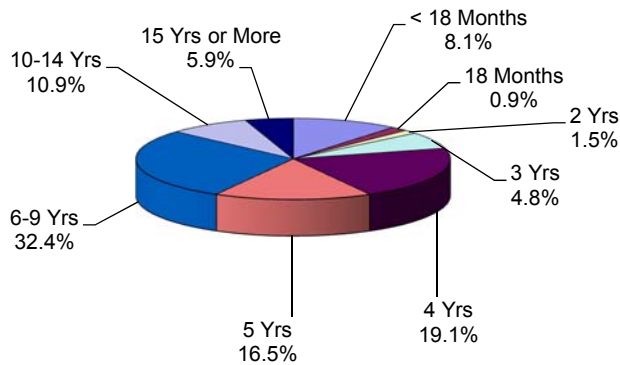
## Youth Complex Offenders By Mandatory Minimum Term

Institution	Total	< 18 Months	18 Months	2 Years	3 Years	4 Years	5 Years	6-9 Years	10 Years	11-14 Years	15 Years	16-19 Years	20-24 Years	25-29 Years	30 Years	30+ Years
<b>Garden State</b>	919 100%	54 6%	6 1%	15 2%	31 3%	160 17%	147 16%	315 34%	13 1%	109 12%	9 1%	29 3%	24 3%	3 0%	1 0%	3 0%
<b>Mountainview</b>	251 100%	41 16%	4 2%	2 1%	25 10%	64 25%	46 18%	64 25%	1 0%	4 2%	0 0%	0 0%	0 0%	0 0%	0 0%	0 0%
<b>Total Youth Complex</b>	<b>1,170</b> <b>100%</b>	<b>95</b> <b>8%</b>	<b>10</b> <b>1%</b>	<b>17</b> <b>1%</b>	<b>56</b> <b>5%</b>	<b>224</b> <b>19%</b>	<b>193</b> <b>16%</b>	<b>379</b> <b>32%</b>	<b>14</b> <b>1%</b>	<b>113</b> <b>10%</b>	<b>9</b> <b>1%</b>	<b>29</b> <b>2%</b>	<b>24</b> <b>2%</b>	<b>3</b> <b>0%</b>	<b>1</b> <b>0%</b>	<b>3</b> <b>0%</b>

## Offenders In Halfway Houses, County Jails, EMHCF, and St. Francis By Mandatory Minimum Term

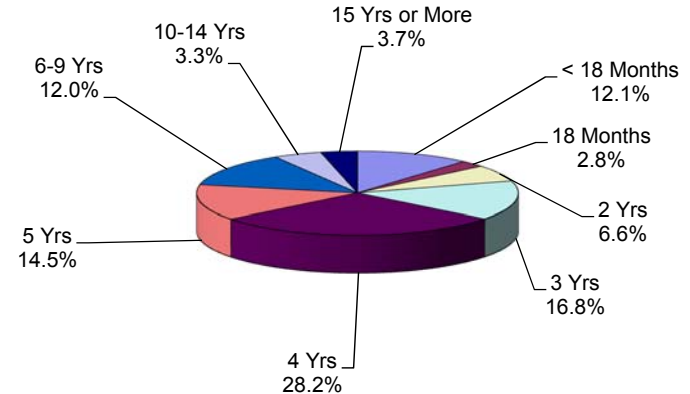
Institution	Total	< 18 Months	18 Months	2 Years	3 Years	4 Years	5 Years	6-9 Years	10 Years	11-14 Years	15 Years	16-19 Years	20-24 Years	25-29 Years	30 Years	30+ Years
Central Medical Unit	1 100%	0 0%	0 0%	0 0%	0 0%	0 0%	0 0%	0 0%	0 0%	0 0%	0 0%	0 0%	0 0%	0 0%	0 0%	1 100%
County Jail	300 100%	56 19%	15 5%	28 9%	42 14%	65 22%	32 11%	41 14%	2 1%	4 1%	1 0%	3 1%	1 0%	5 2%	2 1%	3 1%
EMHCF	13 100%	2 15%	1 8%	0 0%	3 23%	3 23%	3 23%	1 8%	0 0%	0 0%	0 0%	0 0%	0 0%	0 0%	0 0%	0 0%
Halfway House	472 100%	37 8%	6 1%	24 5%	87 18%	154 33%	79 17%	52 11%	6 1%	14 3%	0 0%	6 1%	2 0%	2 0%	3 1%	0 0%
<b>Total Halfway Houses, County Jails, EMHCF, St. Francis</b>	<b>786 100%</b>	<b>95 12%</b>	<b>22 3%</b>	<b>52 7%</b>	<b>132 17%</b>	<b>222 28%</b>	<b>114 15%</b>	<b>94 12%</b>	<b>8 1%</b>	<b>18 2%</b>	<b>1 0%</b>	<b>9 1%</b>	<b>3 0%</b>	<b>7 1%</b>	<b>5 1%</b>	<b>4 1%</b>

### YOUTH COMPLEX



The median mandatory minimum term for youth complex offenders is 5 years. Among youth complex offenders, 88.5% have mandatory minimum terms (1,170 of 1,321). Of these, 50.9% have mandatory minimum terms of 5 years or less.

### HALFWAY HOUSES COUNTY JAILS, EMHCF, ST. FRANCIS



The median mandatory minimum term for inmates in Halfway Houses, County Jails, EMHCF, and St. Francis is 3.5 years. Fifty-nine percent (59.5%) of the offenders in Halfway Houses, County Jails, EMHCF, and St. Francis have mandatory minimum terms (786 of 1,319). Of these, 81% have mandatory minimum terms of 5 years or less.