

**INCARCERATED PERSONS IN NEW JERSEY CORRECTIONAL INSTITUTIONS  
ON JANUARY 1, 2024, BY AGE**

The age of the incarcerated person is the chronological age as of January 1, 2024.

**INCARCERATED PERSONS IN CORRECTIONAL INSTITUTIONS BY AGE**

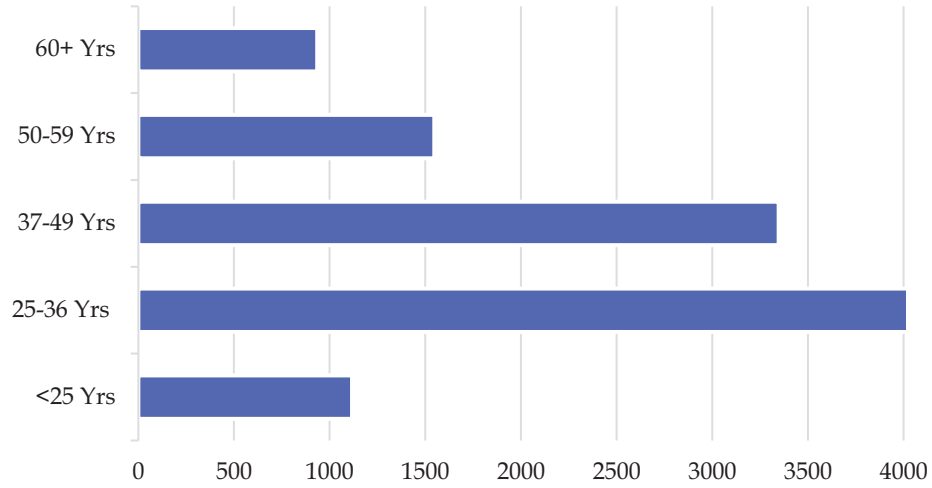
Age	Total		Male IPs		Edna Mahan		RCRP, County Jails, CHR		Interstate Corrections Compact	
	#	%	#	%	#	%	#	%	#	%
TOTAL IPs	12,978	100%	11,176	100%	386	100%	1,140	100%	276	100%
< 17 Years	0	0%	0	0%	0	0%	0	0%	0	0%
17 Years	0	0%	0	0%	0	0%	0	0%	0	0%
18-20 Years	137	1%	123	1%	0	0%	14	1%	0	0%
21-22 Years	504	4%	449	4%	12	3%	39	3%	4	1%
23-24 Years	641	5%	545	5%	20	5%	69	6%	7	3%
25-27 Years	1,084	8%	949	8%	37	10%	83	7%	15	5%
28-30 Years	1,237	10%	1,053	9%	36	9%	130	11%	18	7%
31-33 Years	1,388	11%	1,174	11%	46	12%	134	12%	34	12%
34-36 Years	1,252	10%	1,054	9%	37	10%	128	11%	33	12%
37-39 Years	1,128	9%	945	8%	38	10%	129	11%	16	6%
40-44 Years	1,648	13%	1,394	12%	59	15%	141	12%	54	20%
45-49 Years	1,178	9%	1,008	9%	34	9%	104	9%	32	12%
50-54 Years	992	8%	873	8%	22	6%	75	7%	22	8%
55-59 Years	763	6%	674	6%	17	4%	55	5%	17	6%
60-64 Years	522	4%	468	4%	17	4%	25	2%	12	4%
65+ Years	504	4%	467	4%	11	3%	14	1%	12	4%

- The median age for all incarcerated persons in NJDOC is 37 years.
- One percent (1%) of all incarcerated persons are 20 years of age or younger.
- Twenty-seven percent (26.7%) of all incarcerated persons are between the ages of 21-30.
- Twenty-nine percent (29%) of all incarcerated persons are 31 to 39 years of age.
- Forty-three percent (43.2%) of all incarcerated persons are 40 years of age and older.

### Prison Complex Incarcerated Persons by Age

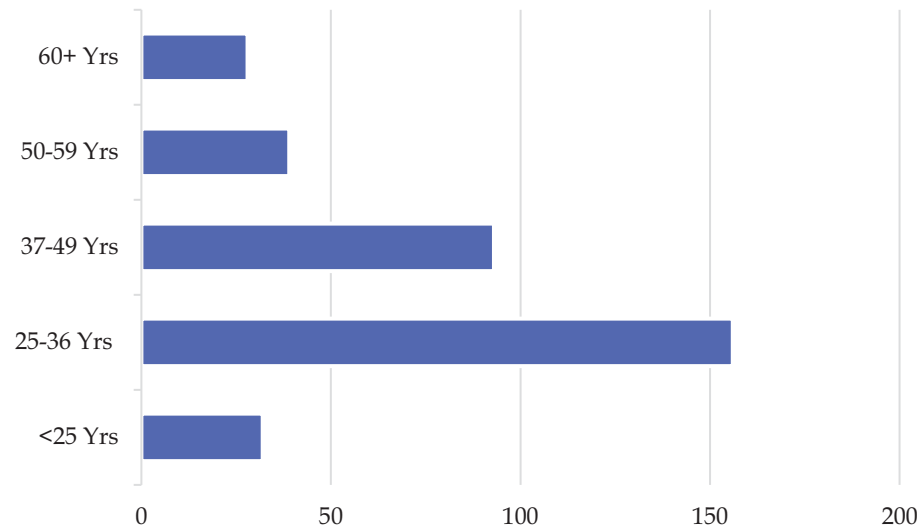
Institution	Total	< 17 Years	17 Years	18-20 Years	21-22 Years	23-24 Years	25-27 Years	28-30 Years	31-33 Years	34-36 Years	37-39 Years	40-44 Years	45-49 Years	50-54 Years	55-59 Years	60-64 Years	65+ Years
ADTC	386 100%	0 0%	0 0%	0 0%	13 3%	15 4%	15 4%	19 5%	22 6%	33 9%	40 10%	52 13%	35 9%	41 11%	37 10%	32 8%	32 8%
Bayside	1,265 100%	0 0%	0 0%	0 0%	2 0%	11 1%	93 7%	182 14%	203 16%	138 11%	137 11%	201 16%	105 8%	91 7%	66 5%	17 1%	19 1%
East Jersey	1,247 100%	0 0%	0 0%	0 0%	8 1%	1 0%	23 2%	64 5%	95 8%	100 8%	119 10%	193 15%	171 14%	160 13%	120 10%	105 8%	88 7%
Garden State	1,011 100%	0 0%	0 0%	104 10%	308 30%	246 24%	195 19%	32 3%	22 2%	25 2%	16 2%	21 2%	13 1%	13 1%	10 1%	5 0%	1 0%
Midstate	631 100%	0 0%	0 0%	1 0%	17 3%	45 7%	78 12%	78 12%	76 12%	69 11%	62 10%	71 11%	37 6%	44 7%	32 5%	14 2%	7 1%
NJ State Prison	1,320 100%	0 0%	0 0%	4 0%	41 3%	53 4%	64 5%	73 6%	92 7%	108 8%	106 8%	174 13%	145 11%	148 11%	121 9%	83 6%	108 8%
Northern State	2,055 100%	0 0%	0 0%	13 1%	50 2%	81 4%	202 10%	244 12%	276 13%	220 11%	177 9%	236 11%	189 9%	146 7%	97 5%	69 3%	55 3%
South Woods	3,261 100%	0 0%	0 0%	1 0%	10 0%	93 3%	279 9%	361 11%	388 12%	361 11%	288 9%	446 14%	312 10%	230 7%	191 6%	143 4%	158 5%
<b>Total Male IPs</b>	<b>11,176 100%</b>	<b>0 0%</b>	<b>0 0%</b>	<b>123 1%</b>	<b>449 4%</b>	<b>545 5%</b>	<b>949 9%</b>	<b>1,053 9%</b>	<b>1,174 11%</b>	<b>1,054 9%</b>	<b>945 8%</b>	<b>1,394 12%</b>	<b>1,008 9%</b>	<b>873 8%</b>	<b>674 6%</b>	<b>468 4%</b>	<b>467 4%</b>
Edna Mahan	386 100%	0 0%	0 0%	0 0%	12 3%	20 5%	37 10%	36 9%	46 12%	37 10%	38 10%	59 15%	34 9%	22 6%	17 4%	17 4%	11 3%
<b>Total Prison Complex</b>	<b>11,562 100%</b>	<b>0 0%</b>	<b>0 0%</b>	<b>123 1%</b>	<b>461 4%</b>	<b>565 5%</b>	<b>986 9%</b>	<b>1,089 9%</b>	<b>1,220 11%</b>	<b>1,091 9%</b>	<b>983 9%</b>	<b>1,453 13%</b>	<b>1,042 9%</b>	<b>895 8%</b>	<b>691 6%</b>	<b>485 4%</b>	<b>478 4%</b>

### MALE IPs



- The median age for male IPs is 37 years.
- Thirty-eight percent (37.8%) of male IPs are aged 25 to 36.

### EDNA MAHAN

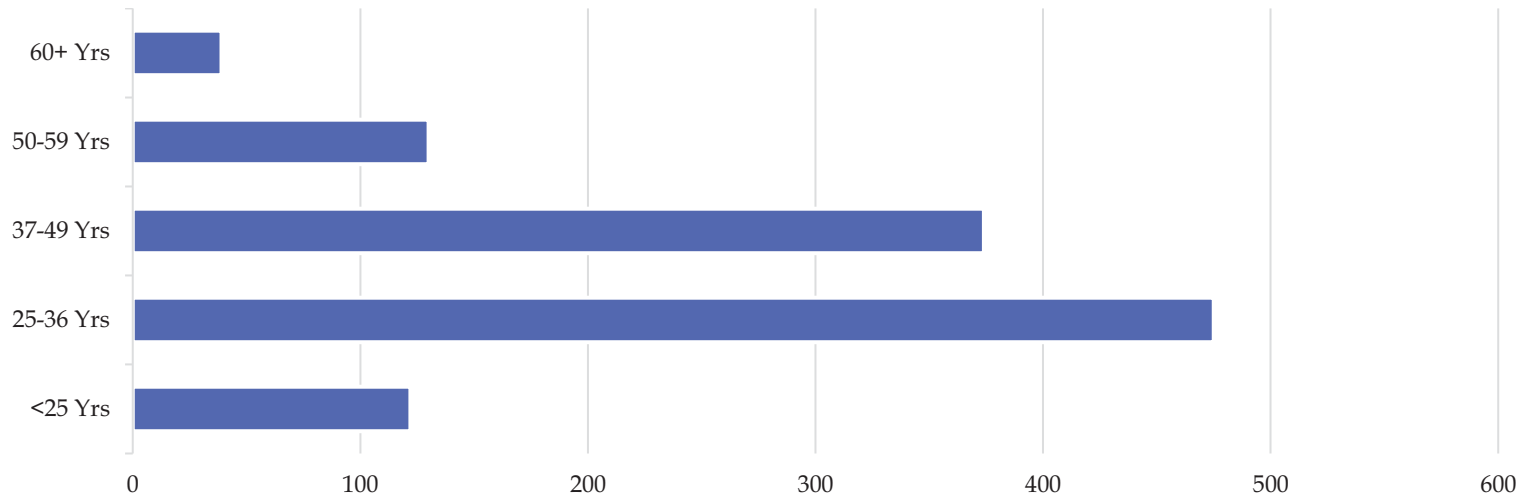


- The median age for IPs at Edna Mahan is 37 years.
- Forty percent (40.4%) of IPs at Edna Mahan are age 25 to 36.

### Incarcerated Persons In RCRP, County Jails, and CHR by Age

Institution	Total	<17 Years	17 Years	18-20 Years	21-22 Years	23-24 Years	25-27 Years	28-30 Years	31-33 Years	34-36 Years	37-39 Years	40-44 Years	45-49 Years	50-54 Years	55-59 Years	60-64 Years	65+ Years
Central Medical Unit	3 100%	0 0%	0 0%	0 0%	0 0%	1 33%	0 0%	0 0%	0 0%	0 0%	0 0%	0 0%	1 33%	1 33%	0 0%	0 0%	0 0%
County Jail	167 100%	0 0%	0 0%	10 6%	11 7%	17 10%	15 9%	18 11%	19 11%	15 9%	19 11%	17 10%	8 5%	9 5%	8 5%	1 1%	0 0%
RCRP	970 100%	0 0%	0 0%	4 0%	28 3%	51 5%	68 7%	112 12%	115 12%	113 12%	110 11%	124 13%	95 10%	65 7%	47 5%	24 2%	14 1%
<b>Total RCRP, County Jails, CHR</b>	<b>1,140 100%</b>	<b>0 0%</b>	<b>0 0%</b>	<b>14 1%</b>	<b>39 3%</b>	<b>69 6%</b>	<b>83 7%</b>	<b>130 11%</b>	<b>134 12%</b>	<b>128 11%</b>	<b>129 11%</b>	<b>141 12%</b>	<b>104 9%</b>	<b>75 7%</b>	<b>55 5%</b>	<b>25 2%</b>	<b>14 1%</b>

#### RCRP, COUNTY JAILS, CHR



- The median age for incarcerated persons in RCRP, County Jails, and CHR is 36 years.
- The median age for IPs housed in county jails is 32 years; while incarcerated persons in RCRP have a median age of 36 years.